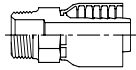

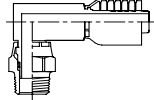

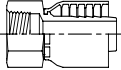
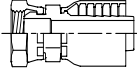
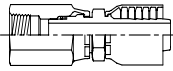

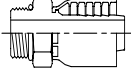
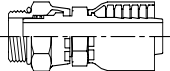
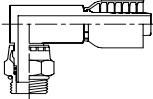

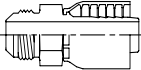
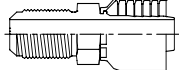
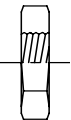
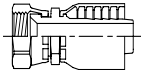
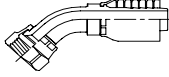
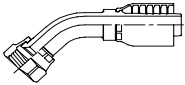
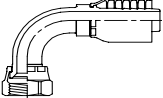
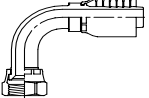
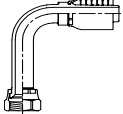
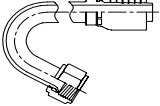

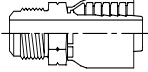
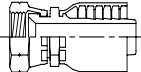
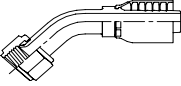
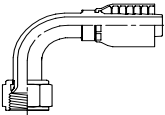

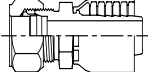
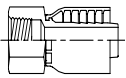
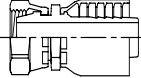

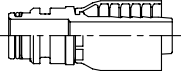

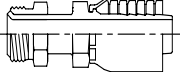
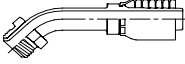
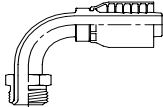

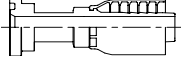
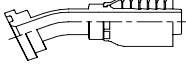

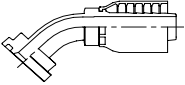
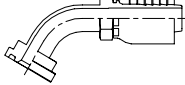
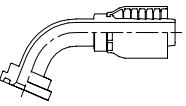
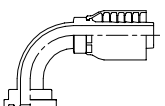

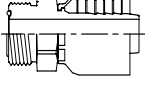
	10143 B-25 	11343 B-25 	11L43 B-26 		10243 B-26 
10743 B-26 	1S243 B-27 		10543 B-27 	10G43 B-27 	10L43 B-28 
	10343 B-28 	1LB43 B-29 	WLN B-29 	10643 B-29-30 	13743 B-30 
1L743 B-30 	13943 B-31 	1L943 B-31 	14143 B-32 	14V43 B-32 	
10443 B-32 	10843 B-33 	17743 B-33 	17943 B-33 		11143 B-33 
1GJ43 B-34 	11243 B-34 		1S043 B-34 		12843 B-34 
16743 B-35 	16943 B-35 		11543 B-35 	11643 B-36 	12643 B-36 
11743 B-36 	12743 B-37 	11843 B-37 	11943 B-37 		1J043 B-38 

A	Hose
B	Fittings 43 Series
C	Parkrimp Crimping Equipment
D	Hose Assembly Equipment
E	Adapters
F	Accessories
G	Appendices



Hose
A

Fittings
43 Series
B

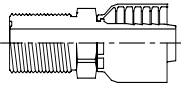

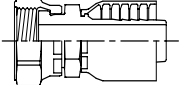
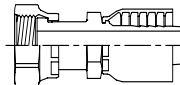
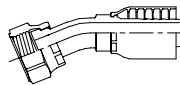
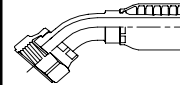
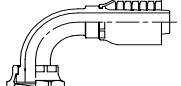
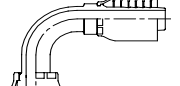
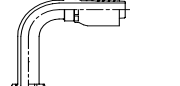
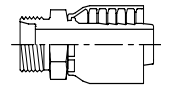
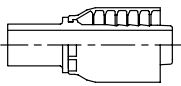
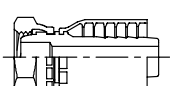
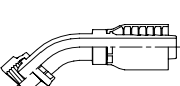
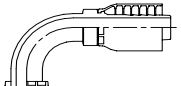
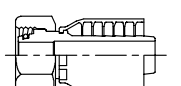
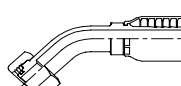
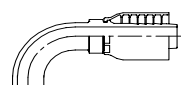
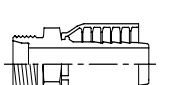
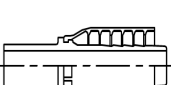
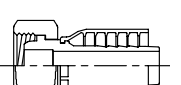
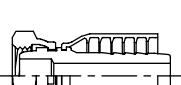
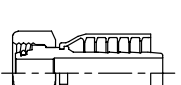
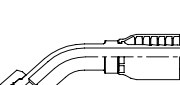
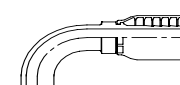
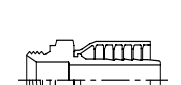
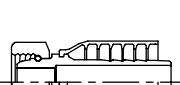
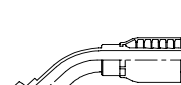
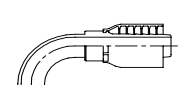

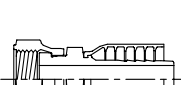
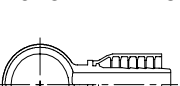

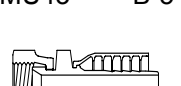
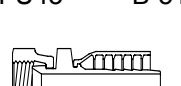
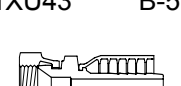
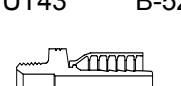
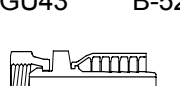
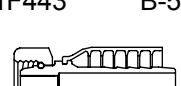
Parkrimp
Crimping
Equipment
C

Hose
Assembly
Equipment
D

Adapters
E

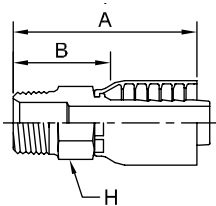
Accessories
F

Appendices
G

1JB43 B-38 	WLNL B-38 	1JC43 B-39 	1JS43 B-40 	1J643 B-40 	1J743 B-41 
1J943 B-42 	1J543 B-42 	1J143 B-43 	DIN "L" Series	1D043 B-43 	11D43 B-44 
1C343 B-44 	1C443 B-44 	1C543 B-45 	DIN "L" Series w/O-Ring	1CA43 B-45 	1CE43 B-45 
1CF43 B-46 	DIN "S" Series	1D243 B-46 	13D43 B-46 	1C643 B-47 	DIN 60° Cone
1C043 B-47 	DIN "S" Series w/O-Ring	1C943 B-47 	10C43 B-48 	11C43 B-48 	BSP
1D943 B-48 	19243 B-49 	1B143 B-49 	1B243 B-49 	1B443 B-50 	1B543 B-50 
Banjo	14943 B-50 	AM B-50 	BSP 30° Flare	1MU43 B-51 	1FU43 B-51 
1XU43 B-51 	BSP 60° Cone	1UT43 B-52 	1GU43 B-52 	French Gaz	1F443 B-52 

10143 Male NPTF Pipe - Rigid Straight

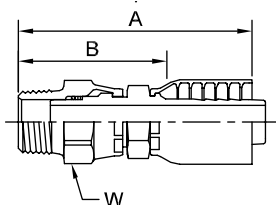
Note: "C" - Stainless Steel Fitting. Must be crimped with Karrykrimp 2, PHastkrimp, Superkrimp, or Parkrimp 2.



#	Thread		Hose		A		H		B	
	inch		inch		inch	mm	inch		inch	mm
10143-2-4	1/8x27	-2	1/4	-4	1.80	46	9/16		1.05	27
10143-4-4	1/4x18	-4	1/4	-4	2.01	51	9/16		1.26	32
10143-4-4C	1/4x18	-4	1/4	-4	2.01	51	9/16		1.26	32
10143-4-5	1/4x18	-4	5/16	-5	1.94	49	11/16		1.19	30
10143-4-6	1/4x18	-4	3/8	-6	2.28	58	3/4		1.25	32
10143-6-4	3/8x18	-6	1/4	-4	1.86	47	11/16		1.11	28
10143-6-5	3/8x18	-6	5/16	-5	1.94	49	11/16		1.19	30
10143-6-6	3/8x18	-6	3/8	-6	2.37	60	3/4		1.34	34
10143-6-6C	3/8x18	-6	3/8	-6	2.37	60	3/4		1.34	34
10143-6-8	3/8x18	-6	1/2	-8	2.59	66	7/8		1.33	34
10143-6-10	3/8x18	-6	5/8	-10	2.61	66	15/16		1.17	30
10143-8-4	1/2x14	-8	1/4	-4	2.13	54	7/8		1.38	35
10143-8-6	1/2x14	-8	3/8	-6	2.39	61	7/8		1.36	35
10143-8-8	1/2x14	-8	1/2	-8	2.84	72	7/8		1.58	40
10143-8-8C	1/2x14	-8	1/2	-8	2.84	72	7/8		1.58	40
10143-8-10	1/2x14	-8	5/8	-10	3.04	77	15/16		1.59	40
10143-8-12	1/2x14	-8	3/4	-12	3.04	77	1-1/16		1.60	41
10143-12-8	3/4x14	-12	1/2	-8	2.68	68	1-1/16		1.42	36
10143-12-10	3/4x14	-12	5/8	-10	2.87	73	1-1/16		1.43	36
10143-12-12	3/4x14	-12	3/4	-12	3.09	78	1-1/16		1.65	42
10143-12-12C	3/4x14	-12	3/4	-12	3.09	78	1-1/16		1.65	42
10143-12-16	3/4x14	-12	1	-16	3.40	86	1-3/8		1.78	45
10143-16-12	1x11-1/2	-16	3/4	-12	3.09	78	1-3/8		1.65	42
10143-16-16	1x11-1/2	-16	1	-16	2.59	66	1-3/8		1.97	50
10143-16-16C	1x11-1/2	-16	1	-16	2.59	66	1-3/8		1.97	50
10143-20-20	1-1/4x11-1/2	-20	1-1/4	-20	4.08	104	1-3/4		2.39	61
10143-20-20C	1-1/4x11-1/2	-20	1-1/4	-20	4.08	104	1-3/4		2.39	61
10143-24-24	1-1/2x11-1/2	-24	1-1/2	-24	3.50	89	2		2.13	54
10143-32-32	2x11-1/2	-32	2	-32	4.05	103	2-1/2		2.27	58

11343 Male NPTF Pipe - Swivel Straight

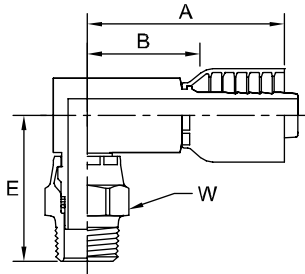
Note: O-Ring not compatible with Phosphate Ester Fluids.
Note: See Section G - Hose Assemblies - for pressure limitations.



#	Thread		Hose		A		W		B	
	inch		inch		inch	mm	inch		inch	mm
11343-2-4	1/8x27	-2	1/4	-4	2.94	75	5/8		2.19	56
11343-4-4	1/4x18	-4	1/4	-4	2.68	68	5/8		1.93	49
11343-4-6	1/4x18	-4	3/8	-6	3.01	76	5/8		1.98	50
11343-6-4	3/8x18	-6	1/4	-4	2.81	71	3/4		2.06	52
11343-6-6	3/8x18	-6	3/8	-6	3.08	78	3/4		2.05	52
11343-6-8	3/8x18	-6	1/2	-8	3.30	84	3/4		2.04	52
11343-8-6	1/2x14	-8	3/8	-6	3.30	84	7/8		2.27	58
11343-8-8	1/2x14	-8	1/2	-8	3.52	89	7/8		2.26	57
11343-12-12	3/4x14	-12	3/4	-12	3.93	100	1-1/4		2.49	63
11343-16-16	1x11-1/2	-16	1	-16	4.52	115	1-1/2		2.90	74

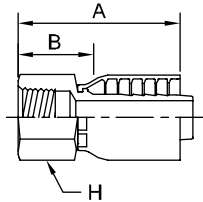
**11L43 Male NPTF Pipe - Swivel
90° Elbow**

Note: The fitting allows minor movements under pressure to relieve stress on hose. It is **not** to be used for continuous or extensive swiveling.
Note: O-Ring not compatible with Phosphate Ester Fluids.
Note: See Section G - Hose Assemblies - for pressure limitations.



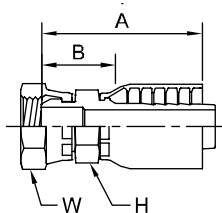
#	Thread		Hose		A		E		W		B	
	inch		inch		inch	mm	inch	mm	inch	inch	mm	
11L43-4-4	1/4x18	-4	1/4	-4	2.23	57	1.79	45	5/8	1.48	38	
11L43-4-6	1/4x18	-4	3/8	-6	2.53	64	1.85	47	5/8	1.50	38	
11L43-6-6	3/8x18	-6	3/8	-6	2.53	64	1.94	49	3/4	1.50	38	
11L43-8-6	1/2x14	-8	3/8	-6	2.66	68	2.17	55	7/8	1.63	41	
11L43-8-8	1/2x14	-8	1/2	-8	2.96	75	2.17	55	7/8	1.70	43	
11L43-12-12	3/4x14	-12	3/4	-12	3.32	84	2.46	62	1-1/4	1.88	48	

**10243 Female NPTF Pipe - Rigid
Straight**



#	Thread		Hose		A		H		B	
	inch		inch		inch	mm	inch	inch	mm	
10243-2-4	1/8x27	-2	1/4	-4	1.68	43	5/8	0.93	24	
10243-4-4	1/4x18	-4	1/4	-4	1.78	45	11/16	1.03	26	
10243-4-6	1/4x18	-4	3/8	-6	2.05	52	3/4	1.02	26	
10243-6-4	3/8x18	-6	1/4	-4	2.05	52	7/8	1.30	33	
10243-6-6	3/8x18	-6	3/8	-6	2.32	59	7/8	1.29	33	
10243-8-6	1/2x14	-8	3/8	-6	2.40	61	1-1/8	1.37	35	
10243-8-8	1/2x14	-8	1/2	-8	2.62	67	1-1/8	1.36	35	
10243-12-12	3/4x14	-12	3/4	-12	2.72	69	1-1/4	1.28	33	

**10743 Female NPSM Pipe - Swivel
Straight (60° Cone)**



#	Thread		Hose		A		H		W		B	
	inch		inch		inch	mm	inch	inch	inch	inch	mm	
10743-2-4	1/8x27	-2	1/4	-4	1.69	43	9/16	9/16	0.94	24		
10743-4-4	1/4x18	-4	1/4	-4	1.74	44	9/16	11/16	0.99	25		
10743-6-6	3/8x18	-6	3/8	-6	2.09	53	11/16	7/8	1.06	27		
10743-8-8	1/2x14	-8	1/2	-8	2.32	59	15/16	1	1.06	27		
10743-12-12	3/4x14	-12	3/4	-12	2.70	69	1-1/16	1-1/4	1.47	37		
10743-16-16	1x11-1/2	-16	1	-16	3.09	78	1-3/8	1-1/2	1.47	37		
10743-20-20	1-1/4x11-1/2	-20	1-1/4	-20	3.28	83	1-7/8	1-7/8	1.59	40		

Hose
A

Fittings
43 Series
B

Parkrimp
Crimping
Equipment
C

Hose
Assembly
Equipment
D

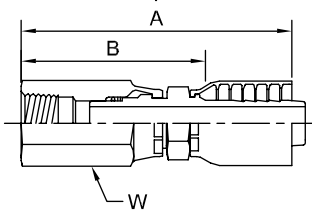
Adapters
E

Accessories
F

Appendices
G

1S243 Female NPTF Pipe - Swivel Straight

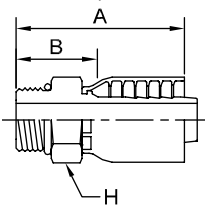
Note: The fitting allows minor movements under pressure to relieve stress on hose but is not to be used for continuous or extensive swiveling.
 Note: O-Ring not compatible with Phosphate Ester Fluids.
 Note: See Section G - Hose Assemblies - for pressure limitations.



#	Thread		Hose		A		W	B	
	inch		inch		inch	mm	inch	inch	mm
1S243-4-4	1/4x18	-4	1/4	-4	3.33	85	3/4	2.58	66

10543 Male SAE Straight Thread with O-Ring - Rigid - Straight

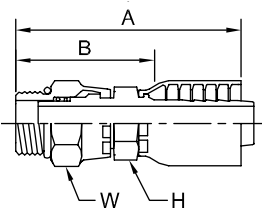
Note: O-Ring not compatible with Phosphate Ester Fluids.



#	Thread			Hose		A		H	B	
	inch			inch		inch	mm	inch	inch	mm
10543-4-4	1/4	7/16x20	-4	1/4	-4	1.64	42	9/16	0.89	23
10543-5-4	5/16	1/2x20	-5	1/4	-4	1.80	46	5/8	1.05	27
10543-6-4	3/8	9/16x18	-6	1/4	-4	1.67	42	11/16	0.92	23
10543-6-6	3/8	9/16x18	-6	3/8	-6	2.10	53	11/16	1.07	27
10543-6-8	3/8	9/16x18	-6	1/2	-8	2.32	59	13/16	1.06	27
10543-8-6	1/2	3/4x16	-8	3/8	-6	2.11	54	7/8	1.08	27
10543-8-8	1/2	3/4x16	-8	1/2	-8	2.46	62	7/8	1.20	30
10543-10-6	5/8	7/8x14	-10	3/8	-6	2.13	54	1	1.10	28
10543-10-8	5/8	7/8x14	-10	1/2	-8	2.35	60	1	1.09	28
10543-10-10	5/8	7/8x14	-10	5/8	-10	2.77	70	1	1.33	34
10543-12-8	3/4	1-1/16x12	-12	1/2	-8	2.61	66	1-1/4	1.35	34
10543-12-10	3/4	1-1/16x12	-12	5/8	-10	2.80	71	1-1/4	1.36	35
10543-12-12	3/4	1-1/16x12	-12	3/4	-12	2.81	71	1-1/4	1.37	35
10543-16-12	1	1-5/16x12	-16	3/4	-12	2.81	71	1-1/2	1.37	35
10543-16-16	1	1-5/16x12	-16	1	-16	3.37	86	1-1/2	1.75	44
10543-20-20	1-1/4	1-5/8x12	-20	1-1/4	-20	3.69	94	1-7/8	2.00	51

10G43 Male SAE Straight Thread with O-Ring - Swivel - Straight

Note: The fitting allows minor movements under pressure to relieve stress on hose. It is not to be used for continuous or extensive swiveling.
 Note: O-Ring not compatible with Phosphate Ester Fluids.
 Note: See Section G - Hose Assemblies - for pressure limitations.



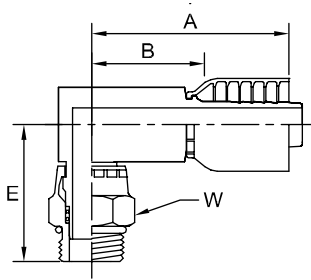
#	Thread			Hose		A		W	B	
	inch			inch		inch	mm	inch	inch	mm
10G43-5-4	5/16	1/2x20	-5	1/4	-4	2.98	76	3/4	2.23	57
10G43-6-4	3/8	9/16x18	-6	1/4	-4	2.98	76	3/4	2.23	57
10G43-6-6	3/8	9/16x18	-6	3/8	-6	3.25	83	3/4	2.22	56
10G43-8-6	1/2	3/4x16	-8	3/8	-6	3.06	78	7/8	2.06	52
10G43-8-8	1/2	3/4x16	-8	1/2	-8	3.21	82	7/8	1.95	50
10G43-10-6	5/8	7/8x14	-10	3/8	-6	3.01	76	1	2.01	51
10G43-10-8	5/8	7/8x14	-10	1/2	-8	3.27	83	1	2.01	51
10G43-12-12	3/4	1-1/16x12	-12	3/4	-12	3.78	96	1-1/4	2.34	59

10L43 Male SAE Straight Thread with
O-Ring - Swivel - 90° Elbow

Note: The fitting allows minor movements under pressure to relieve stress on hose. It is not to be used for continuous or extensive swiveling.

Note: O-Ring not compatible with Phosphate Ester Fluids.

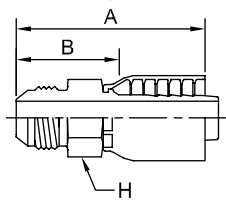
Note: See Section G - Hose Assemblies - for pressure limitations.



#	Thread			Hose		A		E		W	B	
	inch			inch		inch	mm	inch	mm	inch	inch	mm
10L43-6-6	3/8	9/16x18	-6	3/8	-6	2.53	64	2.10	53	3/4	1.50	38
10L43-8-6	1/2	3/4x16	-8	3/8	-6	2.66	68	1.86	47	7/8	1.63	41
10L43-8-8	1/2	3/4x16	-8	1/2	-8	2.96	75	1.87	47	7/8	1.70	43
10L43-10-8	5/8	7/8x14	-10	1/2	-8	2.96	75	1.92	49	1	1.70	43
10L43-12-12	3/4	1-1/16x12	-12	3/4	-12	3.22	82	2.30	58	1-1/4	1.88	48

10343 Male JIC 37° - Rigid - Straight

^ Must use Parkrimp 2 with Die Part No. 83C-A20H.



#	Thread			Hose		A		H	B	
	inch			inch		inch	mm	inch	inch	mm
10343-4-4	1/4	7/16x20	-4	1/4	-4	1.99	51	9/16	1.24	31
10343-5-4	5/16	1/2x20	-5	1/4	-4	1.83	46	9/16	1.08	27
10343-5-6	5/16	1/2x20	-5	3/8	-6	2.26	57	3/4	1.23	31
10343-6-4	3/8	9/16x18	-6	1/4	-4	1.84	47	11/16	1.09	28
10343-6-6	3/8	9/16x18	-6	3/8	-6	2.36	60	3/4	1.33	34
10343-8-6	1/2	3/4x16	-8	3/8	-6	2.30	58	7/8	1.27	32
10343-8-8	1/2	3/4x16	-8	1/2	-8	2.68	68	7/8	1.42	36
10343-8-10	1/2	3/4x16	-8	5/8	-10	2.85	72	7/8	1.41	36
10343-10-6	5/8	7/8x14	-10	3/8	-6	2.40	61	15/16	1.37	35
10343-10-8	5/8	7/8x14	-10	1/2	-8	2.62	67	15/16	1.36	35
10343-12-8	3/4	1-1/16x12	-12	1/2	-8	2.76	70	1-1/8	1.50	38
10343-10-10	5/8	7/8x14	-10	5/8	-10	3.03	77	15/16	1.59	40
10343-12-10	3/4	1-1/16x12	-12	5/8	-10	3.07	78	1-1/8	1.63	41
10343-12-12	3/4	1-1/16x12	-12	3/4	-12	3.19	81	1-1/8	1.75	44
10343-14-12	7/8	1-3/16x12	-14	3/4	-12	3.11	79	1-1/4	1.67	42
10343-16-12	1	1-5/16x12	-16	3/4	-12	3.04	77	1-3/8	1.60	41
10343-16-16	1	1-5/16x12	-16	1	-16	3.63	92	1-3/8	2.01	51
10343-20-20	1-1/4	1-5/8x12	-20	1-1/4	-20	3.96	101	1-7/8	2.27	58
10343-24-20^	1-1/2	1-7/8x12	-24	1-1/4	-20	3.71	94	2	2.02	51

Hose
A

Fittings
43 Series
B

Parkrimp
Crimping
Equipment
C

Hose
Assembly
Equipment
D

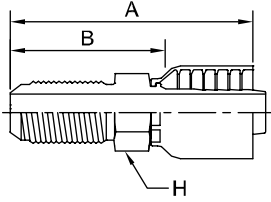
Adapters
E

Accessories
F

Appendices
G

1LB43 Male JIC 37° Bulkhead without Locknut - Straight

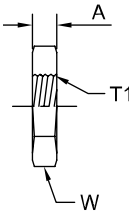
Note: These fittings are stocked minus the locknut (part no. WLN). Locknuts are manufactured by the Tube Fittings Division of Parker Hannifin and must be ordered separately.



#	Thread			Hose		A		H	B	
	inch	mm	mm	inch	mm	inch	mm	inch	mm	
1LB43-4-4	1/4	7/16x20	-4	1/4	-4	2.64	67	9/16	1.89	48
1LB43-6-6	3/8	9/16x18	-6	3/8	-6	3.08	78	3/4	2.05	52
1LB43-8-8	1/2	3/4x16	-8	1/2	-8	3.46	88	7/8	2.20	56
1LB43-10-10	5/8	7/8x14	-10	5/8	-10	3.85	98	15/16	2.41	61
1LB43-12-12	3/4	1-1/16x12	-12	3/4	-12	4.08	104	1-1/8	2.64	67

WLN Bulkhead Locknut

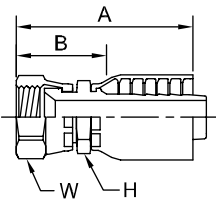
Note: Locknuts are manufactured by the Tube Fittings Division of Parker Hannifin and must be ordered separately.



#	T1		A		W
	Thread	mm	inch	mm	
4 WLN-S	1/4	7/16x20	0.25	6	11/16
6 WLN-S	3/8	9/16x18	0.27	7	13/16
8 WLN-S	1/2	3/4x16	0.31	8	1
10 WLN-S	5/8	7/8x14	0.36	9	1-1/8
12 WLN-S	3/4	1-1/16x12	0.41	10	1-3/8

10643 Female JIC 37° - Swivel Straight

Note: "C" - Stainless Steel Fitting. Must be crimped with Karrykrimp 2, PHastkrimp or Parkrimp 2.

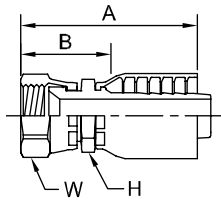


More sizes are available on the next page.

#	Thread			Hose		A		H	W	B	
	inch	mm	mm	inch	mm	inch	mm	inch	inch	inch	mm
10643-4-4	1/4	7/16x20	-4	1/4	-4	1.94	49	9/16	9/16	1.19	30
10643-4-4C	1/4	7/16x20	-4	1/4	-4	1.94	49	9/16	9/16	1.19	30
10643-4-6	1/4	7/16x20	-4	3/8	-6	2.20	56	11/16	9/16	1.17	30
10643-5-4	5/16	1/2x20	-5	1/4	-4	2.03	52	9/16	5/8	1.28	33
10643-5-5	5/16	1/2x20	-5	5/16	-5	2.08	53	11/16	5/8	1.33	34
10643-5-6	5/16	1/2x20	-5	3/8	-6	2.26	57	11/16	5/8	1.23	31
10643-6-4	3/8	9/16x18	-6	1/4	-4	2.05	52	9/16	11/16	1.30	33
10643-6-5	3/8	9/16x18	-6	5/16	-5	2.10	53	11/16	11/16	1.35	34
10643-6-6	3/8	9/16x18	-6	3/8	-6	2.29	58	11/16	11/16	1.26	32
10643-6-6C	3/8	9/16x18	-6	3/8	-6	2.29	58	11/16	11/16	1.26	32
10643-6-8	3/8	9/16x18	-6	1/2	-8	2.51	64	13/16	11/16	1.25	32
10643-8-6	1/2	3/4x16	-8	3/8	-6	2.49	63	11/16	7/8	1.46	37
10643-8-8	1/2	3/4x16	-8	1/2	-8	2.63	67	13/16	7/8	1.37	35
10643-8-8C	1/2	3/4x16	-8	1/2	-8	2.63	67	13/16	7/8	1.37	35
10643-8-10	1/2	3/4x16	-8	5/8	-10	2.82	72	15/16	7/8	1.38	35
10643-8-12	1/2	3/4x16	-8	3/4	-12	2.83	72	1-1/16	7/8	1.39	35
10643-10-6	5/8	7/8x14	-10	3/8	-6	2.51	64	7/8	1	1.48	38
10643-10-8	5/8	7/8x14	-10	1/2	-8	2.85	72	7/8	1	1.59	40
10643-10-10	5/8	7/8x14	-10	5/8	-10	2.93	74	15/16	1	1.49	38
10643-10-10C	5/8	7/8x14	-10	5/8	-10	2.93	74	15/16	1	1.49	38
10643-10-12	5/8	7/8x14	-10	3/4	-12	2.93	74	1-1/16	1	1.49	38

10643 Female JIC 37° - Swivel Straight

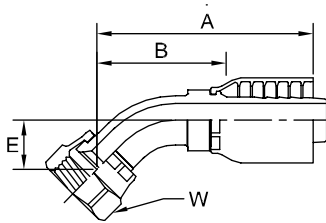
Note: "C" - Stainless Steel Fitting. Must be crimped with Karrykrimp 2, PHastkrimp or Parkrimp 2.



Continued from the previous page.

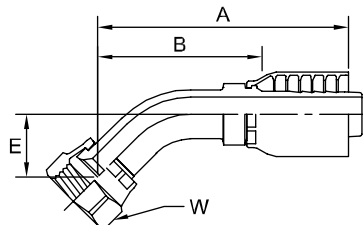
#	Thread			Hose		A		H		W		B	
	inch			inch		inch	mm	inch	mm	inch	mm	inch	mm
10643-12-8	3/4	1-1/16x12	-12	1/2	-8	2.78	71	1-1/16	1-1/4	1.52	39		
10643-12-10	3/4	1-1/16x12	-12	5/8	-10	3.10	79	1-1/16	1-1/4	1.66	42		
10643-12-12	3/4	1-1/16x12	-12	3/4	-12	3.17	81	1-1/16	1-1/4	1.91	49		
10643-12-12C	3/4	1-1/16x12	-12	3/4	-12	3.17	81	1-1/16	1-1/4	1.91	49		
10643-12-16	3/4	1-1/16x12	-12	1	-16	3.29	84	1-3/8	1-1/4	1.67	42		
10643-14-12	7/8	1-3/16x12	-14	3/4	-12	3.18	81	1-1/4	1-3/8	1.74	44		
10643-16-12	1	1-5/16x12	-16	3/4	-12	3.31	84	1-1/4	1-1/2	1.87	47		
10643-16-16	1	1-5/16x12	-16	1	-16	3.62	92	1-3/8	1-1/2	2.00	51		
10643-16-16C	1	1-5/16x12	-16	1	-16	3.62	92	1-3/8	1-1/2	2.00	51		
10643-20-16	1-1/4	1-5/8x12	-20	1	-16	3.81	97	1-5/8	2	2.19	56		
10643-20-20	1-1/4	1-5/8x12	-20	1-1/4	-20	3.94	100	1-7/8	2	2.25	57		
10643-20-20C	1-1/4	1-5/8x12	-20	1-1/4	-20	3.94	100	1-7/8	2	2.25	57		
10643-24-24	1-1/2	1-7/8x12	-24	1-1/2	-24	3.84	98	2-1/8	2-1/4	2.47	63		
10643-32-32	2	2-1/2x12	-32	2	-32	4.73	120	2-1/2	2-7/8	2.95	75		

13743 Female JIC 37° - Swivel 45° Elbow - Short Drop



#	Thread			Hose		A		E		W		B	
	inch			inch		inch	mm	inch	mm	inch	mm	inch	mm
13743-4-4	1/4	7/16x20	-4	1/4	-4	1.96	50	0.39	10	9/16	1.21	31	
13743-5-4	5/16	1/2x20	-5	1/4	-4	2.19	56	0.39	10	5/8	1.44	37	
13743-6-4	3/8	9/16x18	-6	1/4	-4	2.23	57	0.39	10	11/16	1.48	38	
13743-6-6	3/8	9/16x18	-6	3/8	-6	2.39	61	0.39	10	11/16	1.39	35	
13743-8-6	1/2	3/4x16	-8	3/8	-6	2.74	70	0.55	14	7/8	1.74	44	
13743-8-8	1/2	3/4x16	-8	1/2	-8	2.83	72	0.55	14	7/8	1.57	40	
13743-10-8	5/8	7/8x14	-10	1/2	-8	2.93	74	0.63	16	1	1.67	42	
13743-10-10	5/8	7/8x14	-10	5/8	-10	3.17	81	0.63	16	1	1.73	44	
13743-12-10	3/4	1-1/16x12	-12	5/8	-10	3.62	92	0.83	21	1-1/4	2.08	53	
13743-12-12	3/4	1-1/16x12	-12	3/4	-12	3.63	92	0.78	20	1-1/4	2.19	56	
13743-16-16	1	1-5/16x12	-16	1	-16	4.34	110	0.95	24	1-1/2	2.72	69	
13743-20-20	1-1/4	1-5/8x12	-20	1-1/4	-20	4.59	117	1.19	30	2	2.82	72	

1L743 Female JIC 37° - Swivel 45° Elbow - Medium Drop



#	Thread			Hose		A		E		W		B	
	inch			inch		inch	mm	inch	mm	inch	mm	inch	mm
1L743-6-6	3/8	9/16x18	-6	3/8	-6	2.66	62	0.59	15	11/16	1.63	41	
1L743-8-8	1/2	3/4x16	-8	1/2	-8	3.17	80	0.72	18	7/8	1.91	49	
1L743-12-12	3/4	1-1/16x12	-12	3/4	-12	4.23	107	1.06	27	1-1/4	2.79	71	
1L743-16-16	1	1-5/16x12	-16	1	-16	4.51	115	1.07	27	1-1/2	2.89	73	

Hose
A

Fittings
43 Series
B

Parkrimp
Crimping
Equipment
C

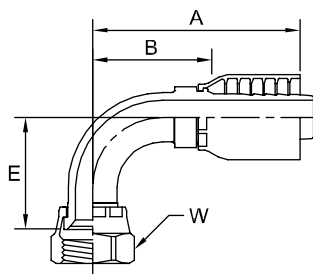
Hose
Assembly
Equipment
D

Adapters
E

Accessories
F

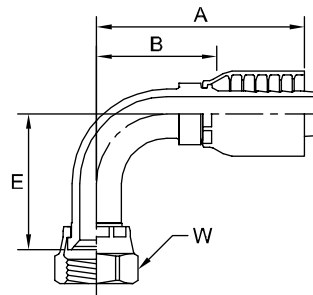
Appendices
G

**13943 Female JIC 37° - Swivel
90° Elbow - Short Drop**



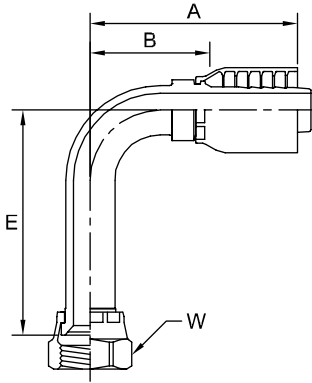
#	Thread			Hose		A		E		W		B	
	inch			inch		inch	mm	inch	mm	inch	inch	mm	mm
	1/4	7/16x20	-4	1/4	-4	1.78	45	0.83	21	9/16	1.03	26	
13943-4-4	1/4	7/16x20	-4	1/4	-4	1.78	45	0.83	21	9/16	1.03	26	
13943-5-4	5/16	1/2x20	-5	1/4	-4	1.88	48	0.83	21	5/8	1.13	29	
13943-6-4	3/8	9/16x18	-6	1/4	-4	2.12	54	0.85	22	11/16	1.37	35	
13943-5-5	5/16	1/2x20	-5	5/16	-5	1.96	50	0.83	21	5/8	1.21	31	
13943-4-6	1/4	7/16x20	-4	3/8	-6	2.11	54	0.83	21	9/16	1.08	27	
13943-6-6	3/8	9/16x18	-6	3/8	-6	2.21	56	0.91	23	11/16	1.18	30	
13943-8-6	1/2	3/4x16	-8	3/8	-6	2.52	64	1.09	28	7/8	1.49	38	
13943-6-8	3/8	9/16x18	-6	1/2	-8	2.51	64	0.85	22	11/16	1.25	32	
13943-8-8	1/2	3/4x16	-8	1/2	-8	2.58	66	1.14	29	7/8	1.32	34	
13943-10-8	5/8	7/8x14	-10	1/2	-8	2.74	70	1.26	32	1	1.48	38	
13943-10-10	5/8	7/8x14	-10	5/8	-10	2.97	75	1.26	32	1	1.53	39	
13943-12-8	3/4	1-1/16x12	-12	1/2	-8	3.25	83	1.83	46	1-1/4	1.99	51	
13943-12-10	3/4	1-1/16x12	-12	5/8	-10	3.07	78	1.89	48	1-1/4	1.63	41	
13943-12-12	3/4	1-1/16x12	-12	3/4	-12	3.49	89	1.89	48	1-1/4	2.05	52	
13943-16-12	1	1-5/16x12	-16	3/4	-12	3.49	89	2.00	51	1-1/2	2.05	52	
13943-16-16	1	1-5/16x12	-16	1	-16	4.28	109	2.20	56	1-1/2	2.66	68	
13943-20-20	1-1/4	1-5/8x12	-20	1-1/4	-20	4.43	113	2.59	66	2	2.74	70	
13943-24-24	1-1/2	1-7/8x12	-24	1-1/2	-24	5.46	139	3.18	81	2-1/4	4.17	106	

**1L943 Female JIC 37° - Swivel
90° Elbow - Medium Drop**



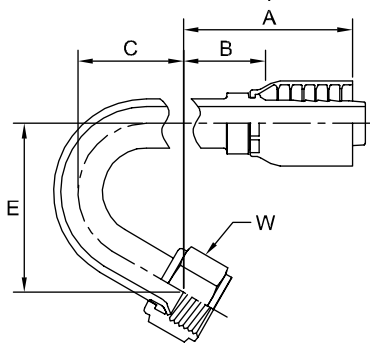
#	Thread			Hose		A		E		W		B	
	inch			inch		inch	mm	inch	mm	inch	inch	mm	mm
	1/4	7/16x20	-4	1/4	-4	1.84	47	0.88	22	9/16	1.09	28	
1L943-4-4	1/4	7/16x20	-4	1/4	-4	1.84	47	0.88	22	9/16	1.09	28	
1L943-6-6	3/8	9/16x18	-6	3/8	-6	2.29	58	1.12	28	11/16	1.26	32	
1L943-8-6	1/2	3/4x16	-8	3/8	-6	2.51	64	1.38	35	7/8	1.48	38	
1L943-8-8	1/2	3/4x16	-8	1/2	-8	2.64	67	1.38	35	7/8	1.38	35	
1L943-10-8	5/8	7/8x14	-10	1/2	-8	3.25	83	1.75	44	1	1.99	51	
1L943-12-12	3/4	1-1/16x12	-12	3/4	-12	3.49	89	2.28	58	1-1/4	2.05	52	
1L943-16-16	1	1-5/16x12	-16	1	-16	4.44	113	2.50	64	1-1/2	2.82	72	

**14143 Female JIC 37° - Swivel
90° Elbow - Long Drop**



#	Thread			Hose		A		E		W		B	
	inch			inch		inch	mm	inch	mm	inch	inch	mm	mm
	Part Number	inch	mm	inch	mm	inch	mm	inch	mm	inch	inch	mm	mm
14143-4-4	1/4	7/16x20	-4	1/4	-4	1.96	50	1.81	46	9/16	1.21	31	
14143-5-4	5/16	1/2x20	-5	1/4	-4	1.93	49	1.8	46	5/8	1.18	30	
14143-6-6	3/8	9/16x18	-6	3/8	-6	2.27	58	2.18	55	11/16	1.27	32	
14143-8-6	1/2	3/4x16	-8	3/8	-6	2.56	65	2.43	62	7/8	1.56	40	
14143-8-8	1/2	3/4x16	-8	1/2	-8	2.62	67	2.52	64	7/8	1.36	35	
14143-10-8	5/8	7/8x14	-10	1/2	-8	2.78	71	2.76	70	1	1.52	39	
14143-10-10	5/8	7/8x14	-10	5/8	-10	3.16	80	2.58	66	1	1.75	44	
14143-12-12	3/4	1-1/16x12	-12	3/4	-12	3.49	89	3.74	95	1-1/4	2.05	52	
14143-14-12	7/8	1-3/16x12	-14	3/4	-12	3.38	86	3.93	100	1-3/8	1.95	50	
14143-16-16	1	1-5/16x12	-16	1	-16	3.9	99	4.32	110	1-1/2	2.31	59	
14143-20-20	1-1/4	1-5/8x12	-20	1-1/4	-20	4.39	112	5.28	134	2	2.73	69	

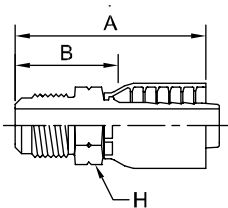
**14V43 Female JIC 37° - Swivel
150° Elbow**



#	Thread			Hose		A		C		E		W		B	
	inch			inch		inch	mm	inch	mm	inch	mm	inch	inch	mm	mm
	Part Number	inch	mm	inch	mm	inch	mm	inch	mm	inch	mm	inch	inch	mm	mm
14V43-6-4	3/8	9/16x18	-6	1/4	-4	2.89	73	1.36	11/16	1.97	50	11/16	2.16	55	

10443 Male SAE 45° - Rigid - Straight

Note: Notch in hex signifies SAE 45° flare.



#	Thread			Hose		A		H		B	
	inch			inch		inch	mm	inch	inch	inch	mm
	Part Number	inch	mm	inch	mm	inch	mm	inch	inch	inch	mm
10443-6-6	3/8	5/8x18	-6	3/8	-6	2.21	56	3/4	1.21	31	
10443-12-12	3/4	1-1/16x14	-12	3/4	-12	3.20	81	1-1/8	1.77	45	

Hose
A

Fittings
43 Series
B

Parkrimp
Crimping
Equipment
C

Hose
Assembly
Equipment
D

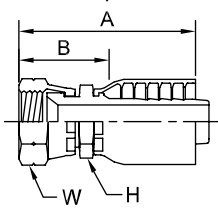
Adapters
E

Accessories
F

Appendices
G

10843 Female SAE 45° - Swivel Straight

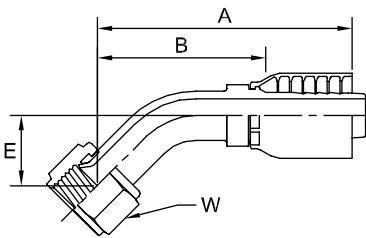
Note: Notch in nut for SAE 45° flare. See 10643 for additional sizes.



# Part Number	Thread			Hose		A		H	W	B	
	inch	inch	inch	inch	inch	inch	mm	inch	inch	inch	mm
10843-6-4	3/8	5/8x18	-6	1/4	-4	2.11	54	3/4	3/4	1.36	35
10843-6-6	3/8	5/8x18	-6	3/8	-6	2.38	60	3/4	3/4	1.35	34
10843-12-12	3/4	1-1/16x14	-12	3/4	-12	3.17	81	1-1/16	1-1/4	1.73	44

17743 Female SAE 45° - Swivel 45° Elbow

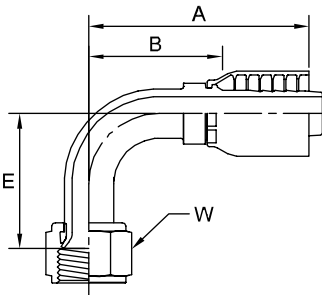
Note: Notch in nut for SAE 45° flare.



# Part Number	Thread			Hose		A		E	W	B		
	inch	inch	inch	inch	inch	inch	mm	inch	mm	inch	mm	
17743-4-6	1/4	7/16x20	-4	3/8	-6	2.28	58	0.33	8	9/16	1.25	32

17943 Female SAE 45° - Swivel 90° Elbow

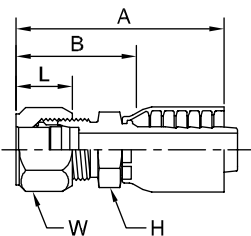
Note: Notch in nut for SAE 45° flare.



# Part Number	Thread			Hose		A		E	W	B		
	inch	inch	inch	inch	inch	inch	mm	inch	mm	inch	mm	
17943-6-6	3/8	5/8x18	-6	3/8	-6	2.13	54	0.85	22	3/4	1.13	29

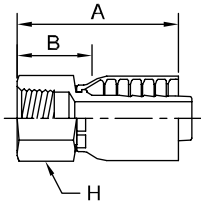
11143 Male Ferulok Flareless - Rigid Straight (24° Cone with Nut and Ferrule)

Note: The Parker Ferrul-Fix fitting makes it possible to salvage the bent tube section from a hose assembly for quick, easy on-the-job repairs. For additional information see Ferrule-Fix installation instructions in Section G.



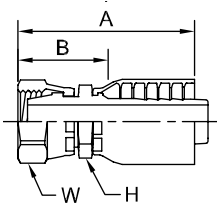
# Part Number	Thread			Hose		A		H	W	B	
	inch	inch	inch	inch	inch	inch	mm	inch	inch	inch	mm
11143-4-4	1/4	7/16x20	-4	1/4	-4	2.13	54	9/16	9/16	1.40	36
11143-4-6	1/4	7/16x20	-4	3/8	-6	2.44	62	3/4	9/16	1.44	37
11143-5-4	5/16	1/2x20	-5	1/4	-4	2.13	54	9/16	5/8	1.40	36
11143-5-6	5/16	1/2x20	-5	3/8	-6	2.44	62	3/4	5/8	1.44	37
11143-6-6	3/8	9/16x18	-6	3/8	-6	2.50	64	3/4	11/16	1.50	38
11143-8-8	1/2	3/4x16	-8	1/2	-8	2.93	74	7/8	7/8	1.68	43
11143-10-8	5/8	7/8x14	-10	1/2	-8	3.07	78	15/16	1	1.82	46
11143-12-12	3/4	1-1/16x12	-12	3/4	-12	3.39	86	1-1/8	1-1/4	1.96	50
11143-16-16	1	1-5/16x12	-16	1	-16	3.80	97	1-3/8	1-1/2	2.18	55

**1GJ43 Female Grease Connection
 Special PTF Taper Thread - Rigid
 Straight - 1/2x27**



#	Thread			Hose		A		H		B	
	inch			inch		inch	mm	inch	inch	mm	
	1GJ43-4-4	1/2x27	-4	1/4	-4	1.79	45	3/4	1.04	26	
1GJ43-4-6	1/2x27	-4	3/8	-6	2.05	52	3/4	1.02	26		

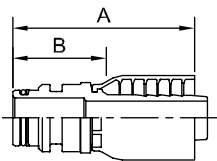
**11243 Female Ferulok Flareless
 Swivel - Straight (24° Cone)**



#	Thread			Hose		A		H	W	B	
	inch			inch		inch	mm	inch	inch	inch	mm
	11243-6-6	3/8	9/16x18	-6	3/8	-6	2.51	64	11/16	11/16	1.48
11243-8-6	1/2	3/4x16	-8	3/8	-6	2.67	68	7/8	7/8	1.64	42
11243-8-8	1/2	3/4x16	-8	1/2	-8	2.89	73	7/8	7/8	1.63	41

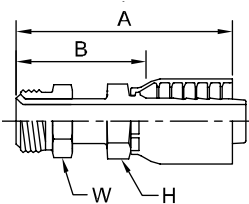
**1S043 Male Hydra-Clip - Rigid
 Straight**

Note: O-Ring not compatible with Phosphate Ester Fluids.



#	Thread			Hose		A		B	
	inch			inch		inch	mm	inch	mm
	1S043-4-4	1/4	-4	1/4	-4	2.32	59	1.57	40
1S043-6-6	3/8	-6	3/8	-6	2.57	65	1.54	39	
1S043-8-8	1/2	-8	1/2	-8	2.83	72	1.57	40	
1S043-12-12	3/4	-12	3/4	-12	3.05	77	1.61	41	
1S043-16-16	1	-16	1	-16	3.46	88	1.84	47	

**12843 Male Inverted SAE 45° - Swivel
 Straight**



#	Thread			Hose		A		H	W	B	
	inch			inch		inch	mm	inch	inch	inch	mm
	12843-4-4	1/4	7/16x24	-4	1/4	-4	2.32	59	9/16	7/16	1.57
12843-4-6	1/4	7/16x24	-4	3/8	-6	2.65	67	11/16	7/16	1.62	41
12843-5-4	5/16	1/2x20	-5	1/4	-4	2.60	66	9/16	1/2	1.85	47
12843-5-6	5/16	1/2x20	-5	3/8	-6	2.74	70	11/16	1/2	1.71	43
12843-6-6	3/8	5/8x18	-6	3/8	-6	2.86	73	11/16	5/8	1.83	46
12843-7-6	7/16	11/16x18	-7	3/8	-6	2.95	75	11/16	11/16	1.92	49
12843-8-8	1/2	3/4x18	-8	1/2	-8	3.11	79	13/16	3/4	1.85	47
12843-10-10	5/8	7/8x18	-10	5/8	-10	3.55	90	3/4	7/8	2.11	54

Hose
A

Fittings
43 Series
B

Parkimp
Crimping
Equipment
C

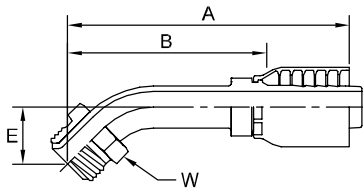
Hose
Assembly
Equipment
D

Adapters
E

Accessories
F

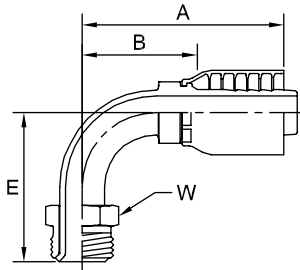
Appendices
G

16743 Male Inverted SAE 45° - Swivel
45° Elbow



# Part Number	Thread			Hose		A		E		W	B	
	inch			inch	inch	inch	mm	inch	mm	inch	inch	mm
16743-4-4	1/4	7/16x24	-4	1/4	-4	2.09	53	0.63	16	7/16	1.34	34
16743-4-6	1/4	7/16x24	-4	3/8	-6	2.42	61	0.63	16	7/16	1.39	35
16743-5-4	5/16	1/2x20	-5	1/4	-4	2.34	59	0.70	18	1/2	1.59	40
16743-5-6	5/16	1/2x20	-5	3/8	-6	2.48	63	0.70	18	1/2	1.45	37
16743-6-6	3/8	5/8x18	-6	3/8	-6	2.93	74	0.94	24	5/8	1.90	48
16743-8-8	1/2	3/4x18	-8	1/2	-8	3.23	82	1.09	28	3/4	1.97	50

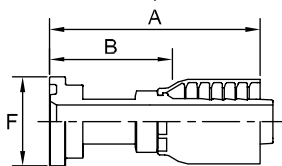
16943 Male Inverted SAE 45° - Swivel
90° Elbow



# Part Number	Thread			Hose		A		E		W	B	
	inch			inch	inch	inch	mm	inch	mm	inch	inch	mm
16943-4-4	1/4	7/16x24	-4	1/4	-4	2.16	55	1.56	40	7/16	1.41	36
16943-4-6	1/4	7/16x24	-4	3/8	-6	2.49	63	1.56	40	7/16	1.46	37
16943-5-4	5/16	1/2x20	-5	1/4	-4	2.41	61	1.65	42	1/2	1.66	42
16943-5-6	5/16	1/2x20	-5	3/8	-6	2.59	66	1.65	42	1/2	1.56	40
16943-6-6	3/8	5/8x18	-6	3/8	-6	2.61	66	1.69	43	5/8	1.58	40
16943-7-6	7/16	11/16x18	-7	3/8	-6	2.53	64	1.72	44	11/16	1.50	38
16943-8-8	1/2	3/4x18	-8	1/2	-8	2.81	71	1.88	48	3/4	1.55	39

11543 SAE Code 61 Flange Head
Straight - ISO 12151-3 - S - L

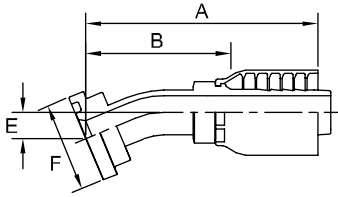
Note: Flange kits and O-Rings listed in Section F.



# Part Number	Flange		Hose		A		F	B	
	inch		inch	inch	inch	mm	inch	inch	mm
11543-8-8	1/2	-8	1/2	-8	3.48	88	1-3/16	2.22	56
11543-10-10	5/8	-10	5/8	-10	3.78	96	1-11/32	2.34	59
11543-12-8	3/4	-12	1/2	-8	2.46	63	1-1/2	1.20	31
11543-12-12	3/4	-12	3/4	-12	3.54	90	1-1/2	2.10	53
11543-16-12	1	-16	3/4	-12	2.74	70	1-3/4	1.3	33
11543-16-16	1	-16	1	-16	4.25	108	1-3/4	2.63	67
11543-20-16	1-1/4	-20	1	-16	3.19	81	2	1.57	40
11543-20-20	1-1/4	-20	1-1/4	-20	4.7	119	2	3.01	76
11543-24-20	1-1/2	-24	1-1/4	-20	3.22	82	2-3/8	1.53	39
11543-24-24	1-1/2	-24	1-1/2	-24	4.59	117	2-3/8	3.22	82
11543-24-32	1-1/2	-24	2	-32	5.65	144	2-7/8	3.87	98
11543-32-20	2	-32	1-1/4	-20	4.29	109	2-13/16	2.60	66
11543-32-24	2	-32	1-1/2	-24	3.14	80	2-7/8	1.77	45
11543-32-32	2	-32	2	-32	4.99	127	2-13/16	3.21	82

**11643 SAE Code 61 Flange Head
22½° Elbow - ISO 12151-3 - E22M - L**

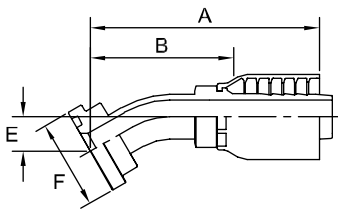
Note: Flange kits and O-Rings listed in Section F.



#	Flange		Hose		A		E		F		B	
	inch	mm	inch	mm	inch	mm	inch	mm	inch	mm	inch	mm
11643-12-12	3/4	-12	3/4	-12	3.90	99	0.44	11	1-1/2	2.47	63	
11643-16-12	1	-16	3/4	-12	3.89	99	0.44	11	1-3/4	2.46	62	
11643-16-16	1	-16	1	-16	4.25	108	0.44	11	1-3/4	2.66	68	
11643-20-16	1-1/4	-20	1	-16	4.25	108	0.44	11	2	2.66	68	
11643-20-20	1-1/4	-20	1-1/4	-20	4.65	118	0.50	13	2	3.00	76	
11643-24-20	1-1/2	-24	1-1/4	-20	4.66	118	0.51	13	2-3/8	3.01	76	

**12643 SAE Code 61 Flange Head
30° Elbow - ISO 12151-3 - E30S - L
(1 Piece: ISO 12151-3 - E30M - L)**

Note: Flange kits and O-Rings listed in Section F.

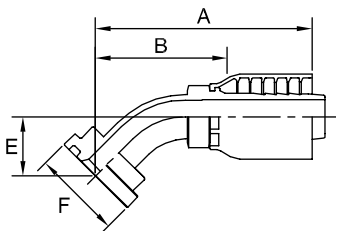


#	Flange		Hose		A		E		F		B	
	inch	mm	inch	mm	inch	mm	inch	mm	inch	mm	inch	mm
12643-12-12	3/4	-12	3/4	-12	3.90	99	0.59	15	1-1/2	2.46	62	
12643-16-16	1	-16	1	-16	4.38	111	0.62	16	1-3/4	2.76	70	
12643-20-16	1-1/4	-20	1	-16	4.38	111	0.62	16	2	2.76	70	
12643-20-20	1-1/4	-20	1-1/4	-20	4.39	112	0.72	18	2	2.70	69	

**11743 SAE Code 61 Flange Head
45° Elbow - ISO 12151-3 - E45S - L
(1 Piece: ISO: 12151-3 - E45M - L)**

^ Must use Parkrimp 2 with Die Part No. 83C-A20H.
^^ Can not use Karrykrimp or Karrykrimp 2 machines.

Note: Flange kits and O-Rings listed in Section F.



#	Flange		Hose		A		E		F		B	
	inch	mm	inch	mm	inch	mm	inch	mm	inch	mm	inch	mm
11743-8-8	1/2	-8	1/2	-8	3.28	83	0.77	20	1-3/16	2.02	51	
11743-10-10	5/8	-10	5/8	-10	4.63	118	0.94	24	1-11/32	3.19	81	
11743-12-8	3/4	-12	1/2	-8	3.32	84	0.81	21	1-1/2	2.06	52	
11743-12-12	3/4	-12	3/4	-12	3.85	98	1.02	26	1-1/2	2.41	61	
11743-16-12	1	-16	3/4	-12	3.85	98	1.02	26	1-3/4	2.41	61	
11743-16-16	1	-16	1	-16	4.76	121	1.26	32	1-3/4	3.14	80	
11743-20-16	1-1/4	-20	1	-16	4.76	121	1.26	32	2	3.14	80	
11743-20-24	1-1/4	-20	1-1/2	-24	5.45	138	1.38	35	2	4.08	104	
11743-24-20^	1-1/2	-24	1-1/4	-20	5.07	129	1.20	30	2-3/8	3.37	86	
11743-20-20^^	1-1/4	-20	1-1/4	-20	5.61	142	1.50	38	2	3.92	100	
11743-24-24	1-1/2	-24	1-1/2	-24	5.50	140	1.43	36	2-3/8	4.13	105	
11743-32-24	2	-32	1-1/2	-24	5.49	139	1.42	36	2-13/16	4.12	105	
11743-32-32	2	-32	2	-32	7.23	184	1.98	50	2-13/16	5.45	138	

Hose
A

Fittings
43 Series
B

Parkrimp
Crimping
Equipment
C

Hose
Assembly
Equipment
D

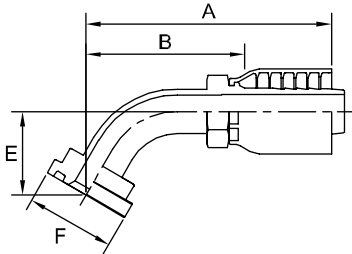
Adapters
E

Accessories
F

Appendices
G

**12743 SAE Code 61 Flange Head
60° Elbow - ISO 12151-3 - E60S - L
(1 Piece: ISO 12151-3 - E60M - L)**

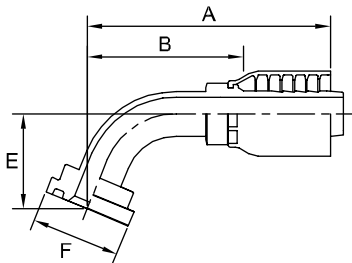
^^ Can not use Karrykrimp machine.
Note: Flange kits and O-Rings listed in Section F.



#	Flange		Hose		A		E		F		B	
	inch		inch		inch	mm	inch	mm	inch	inch	mm	
	Part Number											
12743-12-12	3/4	-12	3/4	-12	4.16	105	1.43	36	1-1/2	2.72	69	
12743-16-12	1	-16	3/4	-12	4.15	105	1.39	35	1-3/4	2.71	69	
12743-16-16	1	-16	1	-16	4.45	113	1.50	38	1-3/4	2.83	72	
12743-20-20^^	1-1/4	-20	1-1/4	-20	5.09	129	1.69	43	2	3.40	86	

**11843 SAE Code 61 Flange Head
67½° Elbow - ISO 12151-3 - E67S - L
(1 Piece: ISO 12151-3 - E67M - L)**

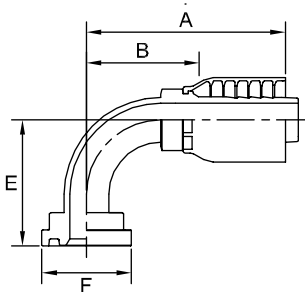
^^ Can not use Karrykrimp machine.
Note: Flange kits and O-Rings listed in Section F.



#	Flange		Hose		A		E		F		B	
	inch		inch		inch	mm	inch	mm	inch	inch	mm	
	Part Number											
11843-12-12	3/4	-12	3/4	-12	4.09	104	1.6	41	1-1/2	2.66	68	
11843-16-16^^	1	-16	1	-16	4.66	118	1.75	44	1-3/4	3.07	78	
11843-20-20^^	1-1/4	-20	1-1/4	-20	5.04	128	1.94	49	2	3.37	86	

**11943 SAE Code 61 Flange Head
90° Elbow - ISO 12151-3 - E90S - L
(1 Piece: ISO 12151-3 - E90M - L)**

^^ Can not use Karrykrimp machine.
^^^ Can only be assembled with the Phastkrimp 2 or Superkrimp.
Note: Flange kits and O-Rings listed in Section F.



#	Flange		Hose		A		E		F		B	
	inch		inch		inch	mm	inch	mm	inch	inch	mm	
	Part Number											
11943-8-8	1/2	-8	1/2	-8	2.93	74	1.60	41	1-3/16	1.67	42	
11943-10-10	5/8	-10	5/8	-10	3.71	94	2.1	53	1-11/32	2.27	58	
11943-12-8	3/4	-12	1/2	-8	2.93	74	1.66	42	1-1/2	1.67	42	
11943-12-10	3/4	-12	5/8	-10	3.71	94	2.10	53	1-1/2	2.27	58	
11943-12-12	3/4	-12	3/4	-12	3.51	89	2.28	58	1-1/2	2.07	53	
11943-16-8	1	-16	1/2	-8	2.91	74	2.03	52	1-3/4	1.65	42	
11943-16-12	1	-16	3/4	-12	3.52	89	2.28	58	1-3/4	2.08	53	
11943-16-16	1	-16	1	-16	4.28	109	2.78	71	1-3/4	2.66	68	
11943-20-16	1-1/4	-20	1	-16	4.25	108	2.76	70	2	2.63	67	
11943-20-20^^	1-1/4	-20	1-1/4	-20	5.12	130	3.54	90	2	3.43	87	
11943-20-24	1-1/4	-20	1-1/2	-24	4.19	106	2.49	63	2	2.82	72	
11943-24-20^^	1-1/2	-24	1-1/4	-20	5.09	129	3.54	90	2-3/8	3.40	86	
11943-24-24	1-1/2	-24	1-1/2	-24	5.50	140	3.11	79	2-3/8	4.13	105	
11943-32-24	2	-32	1-1/2	-24	5.48	139	3.1	79	2-13/16	4.11	104	
11943-32-32	2	-32	2	-32	6.75	171	4.48	114	2-13/16	4.97	126	

**1J043 Male Seal-Lok® - Rigid
Straight (with O-Ring) - ISO 12151-1 S
(1 Piece: ISO 12151-1 S)**

Note: Seal-Lok® torque table in Section G.
Note: Seal-Lok® O-Rings are listed in Section F.
Note: 1J043 is 1JM43 box with nitrile o-ring.

Hose
A

Fittings
43 Series
B

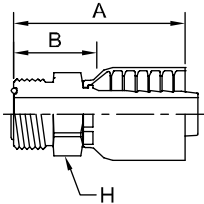
Parkrimp
Crimping
Equipment
C

Hose
Assembly
Equipment
D

Adapters
E

Accessories
F

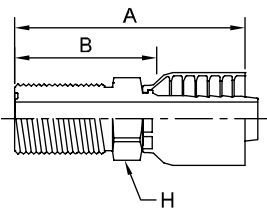
Appendices
G



#	Thread			Hose		A		H		B	
	Part Number	inch	mm	inch	mm	inch	mm	inch	mm	inch	mm
1J043-4-4	1/4	9/16x18	-4	1/4	-4	1.73	44	5/8	0.98	25	
1J043-6-4	3/8	11/16x16	-6	1/4	-4	1.82	46	3/4	1.07	27	
1J043-6-6	3/8	11/16x16	-6	3/8	-6	2.08	53	3/4	1.05	27	
1J043-8-6	1/2	13/16x16	-8	3/8	-6	2.20	56	7/8	1.17	30	
1J043-8-8	1/2	13/16x16	-8	1/2	-8	2.42	61	7/8	1.17	30	
1J043-10-8	5/8	1x14	-10	1/2	-8	2.61	66	1-1/16	1.35	34	
1J043-10-10	5/8	1x14	-10	5/8	-10	2.73	69	1-1/16	1.34	34	
1J043-12-10	3/4	1-3/16x12	-12	5/8	-10	2.89	73	1-1/4	1.45	37	
1J043-12-12	3/4	1-3/16x12	-12	3/4	-12	2.90	74	1-1/4	1.46	37	
1J043-16-12	1	1-7/16x12	-16	3/4	-12	2.93	74	1-1/2	1.49	38	
1J043-16-16	1	1-7/16x12	-16	1	-16	3.29	84	1-1/2	1.67	42	
1J043-20-20	1-1/4	1-11/16x12	-20	1-1/4	-20	3.32	84	1-3/4	1.63	41	

**1JB43 Male Seal-Lok® Bulkhead w/o
Locknut - Straight - ISO 8434-3 - BH
(1 Piece: ISO 8434-3 BH)**

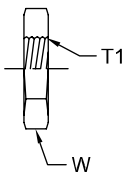
Note: These fittings are stocked minus the locknut (part no. WLNL). Locknuts are manufactured by the Tube Fittings Division of Parker Hannifin and must be ordered separately.
Note: Seal-Lok® torque table in Section G.
Note: Seal-Lok® O-Rings are listed in Section F.



#	Thread			Hose		A		H		B	
	Part Number	inch	mm	inch	mm	inch	mm	inch	mm	inch	mm
1JB43-4-4	1/4	9/16x18	-4	1/4	-4	2.58	66	5/8	1.83	46	
1JB43-6-6	3/8	11/16x16	-6	3/8	-6	2.98	76	3/4	1.95	50	
1JB43-8-6	1/2	13/16x16	-8	3/8	-6	3.41	87	7/8	2.38	60	
1JB43-8-8	1/2	13/16x16	-8	1/2	-8	3.36	85	7/8	2.10	53	
1JB43-10-8	5/8	1x14	-10	1/2	-8	3.58	91	1-1/16	2.32	59	
1JB43-10-10	5/8	1x14	-10	5/8	-10	3.77	96	1-1/16	2.33	59	
1JB43-12-12	3/4	1-3/16x12	-12	3/4	-12	3.87	98	1-1/4	2.43	62	

WLNL Seal-Lok® Bulkhead Locknut

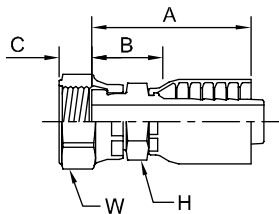
Note: Locknuts are manufactured by the Tube Fittings Division of Parker Hannifin and must be ordered separately.



#	T1 Thread		W
TFD Part Number	inch	mm	inch
4 WLNL-S	1/4	9/16x18	13/16
6 WLNL-S	3/8	11/16x16	1
8 WLNL-S	1/2	13/16x16	1-1/8
10 WLNL-S	5/8	1x14	1-5/16
12 WLNL-S	3/4	1-3/16x12	1-1/2

**1JC43 Female Seal-Lok® - Swivel
Straight - Short - ISO 12151-1 - SWSA
(1 Piece: ISO 12151-1 - SWSA)**

Note: Seal-Lok® torque table in Section G.
 Note: Seal-Lok® O-Rings are listed in Section F.
 Note: Fittings with an "SM" suffix have a metric hex.
 Note: When measuring overall length to the end of the nut, B + C must be used to calculate cut-off allowance.
 Note: "C" - Stainless Steel Fitting. Must be crimped with Karrykrimp 2, PHastkrimp or Parkrimp 2.



#	Thread			Hose		A		C		H		W		B	
	inch			inch		inch	mm	inch	mm	inch	inch	inch	mm	inch	mm
	Part Number														
1JC43-4-4	1/4	9/16x18	-4	1/4	-4	1.63	41	0.32	8	9/16	11/16	0.88	22		
1JC43-4-4C	1/4	9/16x18	-4	1/4	-4	1.63	41	0.32	8	9/16	11/16	0.88	22		
1JC43-4-4-SM	1/4	9/16x18	-4	1/4	-4	1.63	41	0.32	8	17 mm	17 mm	0.88	22		
1JC43-4-6	1/4	9/16x18	-4	3/8	-6	1.90	48	0.32	8	11/16	11/16	0.87	22		
1JC43-6-4	3/8	11/16x16	-6	1/4	-4	1.67	42	0.32	8	11/16	13/16	0.92	23		
1JC43-6-4-SM	3/8	11/16x16	-6	1/4	-4	1.67	42	0.32	8	17 mm	22 mm	0.92	23		
1JC43-6-5	3/8	11/16x16	-6	5/16	-5	1.65	42	0.32	8	11/16	13/16	0.90	23		
1JC43-6-6	3/8	11/16x16	-6	3/8	-6	1.94	49	0.32	8	11/16	13/16	0.91	23		
1JC43-6-6C	3/8	11/16x16	-6	3/8	-6	1.94	49	0.32	8	11/16	13/16	0.91	23		
1JC43-6-6-SM	3/8	11/16x16	-6	3/8	-6	1.94	49	0.32	8	19 mm	22 mm	0.91	23		
1JC43-8-6	1/2	13/16x16	-8	3/8	-6	2.00	51	0.43	11	13/16	15/16	0.97	25		
1JC43-8-6-SM	1/2	13/16x16	-8	3/8	-6	2.00	51	0.43	11	19 mm	24 mm	0.97	25		
1JC43-8-8	1/2	13/16x16	-8	1/2	-8	2.22	56	0.43	11	13/16	15/16	0.96	24		
1JC43-8-8C	1/2	13/16x16	-8	1/2	-8	2.22	56	0.43	11	13/16	15/16	0.96	24		
1JC43-8-8-SM	1/2	13/16x16	-8	1/2	-8	2.22	56	0.43	11	22 mm	24 mm	0.96	24		
1JC43-10-8	5/8	1x14	-10	1/2	-8	2.30	58	0.53	13	15/16	1-1/8	1.04	26		
1JC43-10-8-SM	5/8	1x14	-10	1/2	-8	2.30	58	0.53	13	24 mm	30 mm	1.04	26		
1JC43-10-10	5/8	1x14	-10	5/8	-10	2.49	63	0.53	13	15/16	1-1/8	1.05	27		
1JC43-10-10C	5/8	1x14	-10	5/8	-10	2.49	63	0.53	13	15/16	1-1/8	1.05	27		
1JC43-10-10-SM	5/8	1x14	-10	5/8	-10	2.49	63	0.53	13	24 mm	36 mm	1.05	27		
1JC43-12-8	3/4	1-3/16x12	-12	1/2	-8	2.48	63	0.57	14	1-1/8	1-3/8	1.22	31		
1JC43-12-10	3/4	1-3/16x12	-12	5/8	-10	2.67	68	0.57	14	1-1/8	1-3/8	1.23	31		
1JC43-12-10-SM	3/4	1-3/16x12	-12	5/8	-10	2.67	68	0.57	14	32 mm	36 mm	1.23	31		
1JC43-12-12	3/4	1-3/16x12	-12	3/4	-12	2.68	68	0.57	14	1-1/8	1-3/8	1.24	31		
1JC43-12-12C	3/4	1-3/16x12	-12	3/4	-12	2.68	68	0.57	14	1-1/8	1-3/8	1.24	31		
1JC43-12-12-SM	3/4	1-3/16x12	-12	3/4	-12	2.68	68	0.57	14	32 mm	36 mm	1.24	31		
1JC43-12-16	3/4	1-3/16x12	-12	1	-16	2.99	76	0.57	14	1-5/16	1-3/8	1.37	35		
1JC43-16-12	1	1-7/16x12	-16	3/4	-12	2.83	72	0.58	15	1-3/8	1-5/8	1.39	35		
1JC43-16-16	1	1-7/16x12	-16	1	-16	3.14	80	0.58	15	1-3/8	1-5/8	1.52	39		
1JC43-16-16C	1	1-7/16x12	-16	1	-16	3.14	80	0.58	15	1-3/8	1-5/8	1.52	39		
1JC43-20-16	1-1/4	1-11/16x12	-20	1	-16	3.08	78	0.59	15	1-5/8	1-7/8	1.46	37		
1JC43-20-20C	1-1/4	1-11/16x12	-20	1-1/4	-20	3.27	83	0.59	15	1-7/8	1-7/8	1.58	40		

A Hose
 B Fittings 43 Series
 C Parkrimp Crimping Equipment
 D Hose Assembly Equipment
 E Adapters
 F Accessories
 G Appendices

**1JS43 Female Seal-Lok® - Swivel
Straight - Long - ISO 12151-1 - SWSB
(1 Piece: ISO 12151-1 - SWSB)**

Note: Seal-Lok® torque table in Section G.
Note: Seal-Lok® O-Rings are listed in Section F.

Hose
A

Fittings
43 Series
B

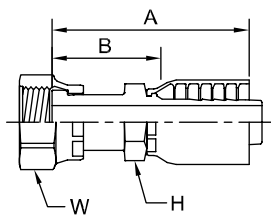
Parkrimp
Crimping
Equipment
C

Hose
Assembly
Equipment
D

Adapters
E

Accessories
F

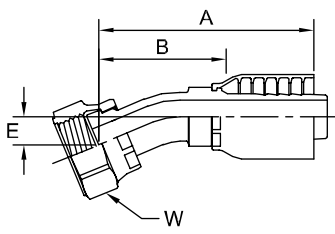
Appendices
G



#	Thread			Hose		A		H		W		B	
	inch			inch		inch	mm	inch	inch	inch	inch	inch	mm
1JS43-4-4	1/4	9/16x18	-4	1/4	-4	2.07	53	9/16	11/16	1.32	34		
1JS43-4-6	1/4	9/16x18	-4	3/8	-6	2.21	56	11/16	11/16	1.18	30		
1JS43-6-4	3/8	11/16x16	-6	1/4	-4	2.14	54	9/16	13/16	1.39	35		
1JS43-6-6	3/8	11/16x16	-6	3/8	-6	2.28	58	11/16	13/16	1.25	32		
1JS43-6-8	3/8	11/16x16	-6	1/2	-8	2.50	64	13/16	13/16	1.24	31		
1JS43-8-4	1/2	13/16x16	-8	1/4	-4	2.26	57	11/16	15/16	1.51	38		
1JS43-8-6	1/2	13/16x16	-8	3/8	-6	2.53	64	11/16	15/16	1.50	38		
1JS43-8-8	1/2	13/16x16	-8	1/2	-8	2.65	67	13/16	15/16	1.39	35		
1JS43-8-10	1/2	13/16x16	-8	5/8	-10	2.82	72	15/16	15/16	1.38	35		
1JS43-10-6	5/8	1x14	-10	3/8	-6	2.63	67	11/16	1-1/8	1.62	41		
1JS43-10-8	5/8	1x14	-10	1/2	-8	2.89	73	13/16	1-1/8	1.63	41		
1JS43-10-10	5/8	1x14	-10	5/8	-10	3.07	78	15/16	1-1/8	1.66	42		
1JS43-10-12	5/8	1x14	-10	3/4	-12	3.08	78	1-1/16	1-1/8	1.64	42		
1JS43-12-8	3/4	1-3/16x12	-12	1/2	-8	2.90	74	15/16	1-3/8	1.64	42		
1JS43-12-10	3/4	1-3/16x12	-12	5/8	-10	3.19	81	1-1/8	1-3/8	1.75	44		
1JS43-12-12	3/4	1-3/16x12	-12	3/4	-12	3.31	84	1-1/8	1-3/8	1.87	47		
1JS43-12-16	3/4	1-3/16x12	-12	1	-16	3.53	90	1-5/16	1-3/8	1.91	49		
1JS43-16-12	1	1-7/16x12	-16	3/4	-12	3.37	86	1-3/8	1-5/8	1.93	49		
1JS43-16-16	1	1-7/16x12	-16	1	-16	3.62	92	1-3/8	1-5/8	2.00	51		
1JS43-16-20	1	1-7/16x12	-16	1-1/4	-20	3.77	96	1-3/4	1-5/8	2.08	53		
1JS43-20-16	1-1/4	1-11/16x12	-20	1	-16	3.64	92	1-3/8	1-7/8	2.02	51		
1JS43-20-20	1-1/4	1-11/16x12	-20	1-1/4	-20	3.77	96	1-3/4	1-7/8	2.08	53		
1JS43-24-20	1-1/2	2x12	-24	1-1/4	-20	3.88	99	1-3/4	2-1/4	2.23	57		
1JS43-24-24	1-1/2	2x12	-24	1-1/2	-24	3.91	99	1-7/8	2-1/4	2.54	65		

**1J643 Female Seal-Lok® - Swivel
22½° Elbow - ISO 8434-3**

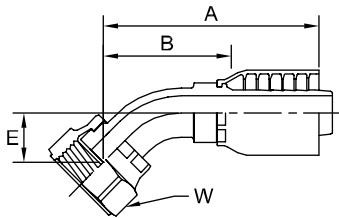
Note: Seal-Lok® torque table in Section G.
Note: Seal-Lok® O-Rings are listed in Section F.



#	Thread			Hose		A		E		W		B	
	inch			inch		inch	mm	inch	mm	inch	inch	inch	mm
1J643-8-8	1/2	13/16x16	-8	1/2	-8	3.06	78	0.39	10	15/16	1.80	46	

**1J743 Female Seal-Lok® - Swivel
45° Elbow - ISO 12151-1 - SWE45
(1 Piece: ISO 12151-1 - SWE45)**

Note: Seal-Lok® torque table in Section G.
Note: Seal-Lok® O-Rings are listed in Section F.
Note: Fittings with an "SM" suffix have metric hex.



# Part Number	Thread			Hose		A		E		W		B	
	inch			inch		inch		mm		inch		mm	
1J743-4-4	1/4	9/16x18	-4	1/4	-4	1.97	50	0.39	10	11/16	1.22	31	
1J743-4-4-SM	1/4	9/16x18	-4	1/4	-4	1.97	50	0.39	10	17 mm	1.22	31	
1J743-4-6	1/4	9/16x18	-4	3/8	-6	2.23	57	0.39	10	11/16	1.2	30	
1J743-6-4	3/8	11/16x16	-6	1/4	-4	2.08	53	0.43	11	13/16	1.33	34	
1J743-6-4-SM	3/8	11/16x16	-6	1/4	-4	2.08	53	0.43	11	22 mm	1.33	34	
1J743-6-5	3/8	11/16x16	-6	5/16	-5	2.37	60	0.43	11	13/16	1.62	41	
1J743-8-4	1/2	13/16x16	-8	1/4	-4	2.56	65	0.59	15	15/16	1.81	46	
1J743-6-6	3/8	11/16x16	-6	3/8	-6	2.34	59	0.43	11	13/16	1.31	33	
1J743-6-8	3/8	11/16x16	-6	1/2	-8	2.66	68	0.43	11	13/16	1.41	36	
1J743-8-6	1/2	13/16x16	-8	3/8	-6	2.53	64	0.59	15	15/16	1.50	38	
1J743-8-6-SM	1/2	13/16x16	-8	3/8	-6	2.53	64	0.59	15	24 mm	1.50	38	
1J743-8-8	1/2	13/16x16	-8	1/2	-8	2.83	72	0.59	15	15/16	1.57	40	
1J743-8-8-SM	1/2	13/16x16	-8	1/2	-8	2.83	72	0.59	15	24 mm	1.57	40	
1J743-10-8	5/8	1x14	-10	1/2	-8	2.93	74	0.63	16	1-1/8	1.67	42	
1J743-10-10	5/8	1x14	-10	5/8	-10	3.17	81	0.63	16	1-1/8	1.73	44	
1J743-10-12	5/8	1x14	-10	3/4	-12	3.36	85	0.65	16	1-1/8	1.93	49	
1J743-12-8	3/4	1-3/16x12	-12	1/2	-8	3.57	91	0.82	21	1-3/8	2.31	59	
1J743-12-10	3/4	1-3/16x12	-12	5/8	-10	3.62	92	0.83	21	1-3/8	2.18	55	
1J743-12-12	3/4	1-3/16x12	-12	3/4	-12	3.63	92	0.83	21	1-3/8	2.19	56	
1J743-12-12-SM	3/4	1-3/16x12	-12	3/4	-12	3.63	92	0.83	21	36 mm	2.19	56	
1J743-12-16	3/4	1-3/16x12	-12	1	-16	3.67	93	0.81	21	1-3/8	2.05	52	
1J743-16-12	1	1-7/16x12	-16	3/4	-12	4.02	102	0.94	24	1-5/8	2.59	66	
1J743-16-16	1	1-7/16x12	-16	1	-16	4.38	111	0.94	24	1-5/8	2.76	70	
1J743-16-20	1	1-7/16x12	-16	1-1/4	-20	4.59	117	0.94	24	1-5/8	2.94	75	
1J743-20-16	1-1/4	1-11/16x12	-20	1	-16	4.52	115	1	25	1-7/8	2.93	74	
1J743-20-20	1-1/4	1-11/16x12	-20	1-1/4	-20	4.78	121	1	25	1-7/8	3.09	78	
1J743-24-20	1-1/2	2x12	-24	1-1/4	-20	4.94	125	1.07	27	2-1/4	3.29	84	
1J743-24-24	1-1/2	2x12	-24	1-1/2	-24	4.70	119	1.07	27	2-1/4	3.33	85	

Hose
A
Fittings
43 Series
B
Parkrimp
Crimping
Equipment
C
Hose
Assembly
Equipment
D
Adapters
E
Accessories
F
Appendices
G

**1J943 Female Seal-Lok® - Swivel
90° Elbow - Short Drop
ISO 12151-1 - SWES90
(1 Piece: ISO 12151-1 - SWES90)**

Note: Seal-Lok® torque table in Section G.
Note: Seal-Lok® O-Rings are listed in Section F.
Note: Fittings with an "SM" suffix have metric hex.

Hose
A

Fittings
43 Series
B

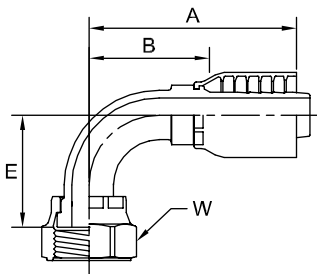
Parkrimp
Crimping
Equipment
C

Hose
Assembly
Equipment
D

Adapters
E

Accessories
F

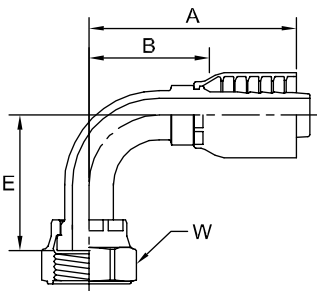
Appendices
G



#	Thread			Hose		A		E		W		B	
	inch			inch		inch	mm	inch	mm	inch	inch	inch	mm
	Part Number												
1J943-4-4	1/4	9/16x18	-4	1/4	-4	1.78	45	0.83	21	11/16	1.03	26	
1J943-4-6	1/4	9/16x18	-4	3/8	-6	2.05	52	0.83	21	11/16	1.02	26	
1J943-6-4	3/8	11/16x16	-6	1/4	-4	1.93	49	0.91	23	13/16	1.18	30	
1J943-6-5	3/8	11/16x16	-6	5/16	-5	2.25	57	0.9	23	13/16	1.50	38	
1J943-6-6	3/8	11/16x16	-6	3/8	-6	2.21	56	0.91	23	13/16	1.18	30	
1J943-6-8	3/8	11/16x16	-6	1/2	-8	2.53	64	0.9	23	13/16	1.27	32	
1J943-8-4	1/2	13/16x16	-8	1/4	-4	2.28	58	1.15	29	15/16	1.53	39	
1J943-8-6	1/2	13/16x16	-8	3/8	-6	2.28	58	1.14	29	15/16	1.25	32	
1J943-8-8	1/2	13/16x16	-8	1/2	-8	2.59	66	1.14	29	15/16	1.33	34	
1J943-8-8-SM	1/2	13/16x16	-8	1/2	-8	2.59	66	1.14	29	24 mm	1.33	34	
1J943-8-10	1/2	13/16x16	-8	5/8	-10	2.81	71	1.15	29	15/16	1.37	35	
1J943-10-8	5/8	1x14	-10	1/2	-8	2.74	70	1.26	32	1-1/8	1.48	38	
1J943-10-10	5/8	1x14	-10	5/8	-10	2.97	75	1.26	32	1-1/8	1.53	39	
1J943-10-10-SM	5/8	1x14	-10	5/8	-10	2.97	75	1.26	32	30 mm	1.53	39	
1J943-10-12	5/8	1x14	-10	3/4	-12	3.08	78	1.27	32	1-1/8	1.64	42	
1J943-12-8	3/4	1-3/16x12	-12	1/2	-8	3.21	82	1.89	48	1-3/8	1.95	50	
1J943-12-10	3/4	1-3/16x12	-12	5/8	-10	3.49	89	1.89	48	1-3/8	2.05	52	
1J943-12-12	3/4	1-3/16x12	-12	3/4	-12	3.06	78	1.89	48	1-3/8	2.05	52	
1J943-12-16	3/4	1-3/16x12	-12	1	-16	3.88	99	1.89	48	1-3/8	2.26	57	
1J943-16-12	1	1-7/16x12	-16	3/4	-12	4.06	103	2.22	56	1-5/8	2.62	67	
1J943-16-16	1	1-7/16x12	-16	1	-16	4.31	109	2.2	56	1-5/8	2.69	68	
1J943-16-20	1	1-7/16x12	-16	1-1/4	-20	4.56	116	2.21	56	1-5/8	2.87	73	
1J943-20-16	1-1/4	1-11/16x12	-20	1	-16	4.64	118	2.54	65	1-7/8	3.02	80	
1J943-20-20	1-1/4	1-11/16x12	-20	1-1/4	-20	4.88	124	2.51	64	1-7/8	3.19	81	
1J943-24-20	1-1/2	2x12	-24	1-1/4	-20	4.97	126	2.7	69	2-1/4	3.32	84	
1J943-24-24	1-1/2	2x12	-24	1-1/2	-24	5.50	140	2.68	68	2-1/4	4.13	105	

**1J543 Female Seal-Lok® - Swivel
90° Elbow - Medium Drop
ISO 12151-1 - SWEM90
(1 Piece: ISO 12151-1 - SWEM90)**

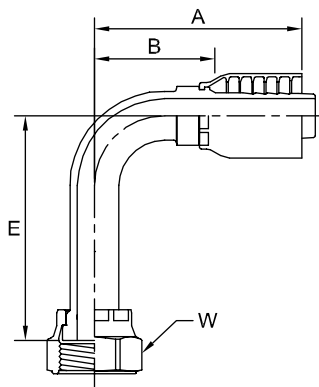
Note: Seal-Lok® torque table in Section G.
Note: Seal-Lok® O-Rings are listed in Section F.
Note: Fittings with an "SM" suffix have metric hex.



#	Thread			Hose		A		E		W		B	
	inch			inch		inch	mm	inch	mm	inch	inch	inch	mm
	Part Number												
1J543-4-4	1/4	9/16x18	-4	1/4	-4	2.07	53	1.26	32	11/16	1.32	34	
1J543-6-4	3/8	11/16x16	-6	1/4	-4	2.12	54	1.5	38	13/16	1.37	35	
1J543-6-6	3/8	11/16x16	-6	3/8	-6	2.40	61	1.5	38	13/16	1.37	35	
1J543-6-6-SM	3/8	11/16x16	-6	3/8	-6	2.40	61	1.5	38	22 mm	1.37	35	
1J543-8-6	1/2	13/16x16	-8	3/8	-6	2.48	63	1.61	41	15/16	1.45	37	
1J543-8-8	1/2	13/16x16	-8	1/2	-8	2.59	66	1.61	41	15/16	1.33	34	
1J543-10-8	5/8	1x14	-10	1/2	-8	2.74	70	1.85	47	1-1/8	1.48	38	
1J543-10-10	5/8	1x14	-10	5/8	-10	2.97	75	1.85	47	1-1/8	1.53	39	
1J543-10-12	5/8	1x14	-10	3/4	-12	3.12	79	1.88	48	1-1/8	1.68	43	
1J543-12-12	3/4	1-3/16x12	-12	3/4	-12	3.49	89	2.28	58	1-3/8	2.05	52	
1J543-16-16	1	1-7/16x12	-16	1	-16	4.86	123	2.78	71	1-5/8	3.27	83	
1J543-20-20	1-1/4	1-5/8x12	-20	1-1/4	-20	4.89	124	3.09	78	1-7/8	3.20	81	

**1J143 Female Seal-Lok® - Swivel
90° Elbow - Long Drop
ISO 12151-1 - SWEL90
(1 Piece: ISO 12151-1 - SWEL90)**

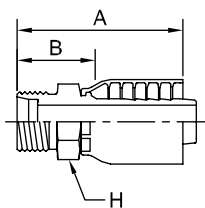
Note: Seal-Lok® torque table in Section G.
Note: Seal-Lok® O-Rings are listed in Section F.
Note: Fittings with an "SM" suffix have metric hex.



#	Thread			Hose		A		E		W	B	
	inch			inch		inch	mm	inch	mm	inch	inch	mm
	Part Number											
1J143-4-4	1/4	9/16x18	-4	1/4	-4	2.02	51	1.81	46	11/16	1.27	32
1J143-6-4	3/8	11/16x16	-6	1/4	-4	2.26	57	2.29	58	13/16	1.51	38
1J143-6-6	3/8	11/16x16	-6	3/8	-6	2.39	61	2.13	54	13/16	1.36	35
1J143-8-6	1/2	13/16x16	-8	3/8	-6	2.45	62	2.52	64	15/16	1.42	36
1J143-8-8	1/2	13/16x16	-8	1/2	-8	2.59	66	2.52	64	15/16	1.33	34
1J143-8-8-SM	1/2	13/16x16	-8	1/2	-8	2.59	66	2.52	64	24 mm	1.33	34
1J143-10-8	5/8	1x14	-10	1/2	-8	2.74	70	2.79	71	1-1/8	1.48	38
1J143-10-10	5/8	1x14	-10	5/8	-10	2.97	75	2.76	70	1-1/8	1.53	39
1J143-10-12	5/8	1x14	-10	3/4	-12	3.15	80	2.76	70	1-1/8	1.73	44
1J143-12-12	3/4	1-3/16x12	-12	3/4	-12	3.49	89	3.78	96	1-3/8	2.05	52
1J143-16-16	1	1-7/16x12	-16	1	-16	4.28	109	4.49	114	1-5/8	2.66	68
1J143-20-20	1-1/4	1-5/8x12	-20	1-1/4	-20	4.84	123	5.09	129	1-7/8	3.15	80
1J143-24-20	1-1/2	2x12	-24	1-1/4	-20	4.77	121	5.54	141	2-1/4	3.12	79

**1D043 Male Metric L - Rigid Straight
(24° Cone) - ISO 8434-1**

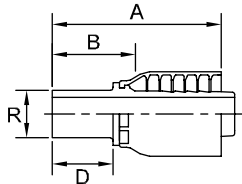
Note: Mates with EO "L" Series Fittings.



#	Thread			Hose		A		H	B	
	mm			inch		inch	mm	mm	inch	mm
	Part Number									
1D043-6-4	6	M12x1,5	-6	1/4	-4	1.73	44	14	0.93	24
1D043-8-4	8	M14x1,5	-8	1/4	-4	1.61	41	14	0.93	24
1D043-10-5	10	M16x1,5	-10	5/16	-5	1.97	50	19	0.83	21
1D043-10-6	10	M16x1,5	-10	3/8	-6	1.97	50	19	0.83	21
1D043-12-6	12	M18x1,5	-12	3/8	-6	1.97	50	19	0.83	21
1D043-15-8	15	M22x1,5	-15	1/2	-8	2.28	58	22	0.94	24
1D043-18-10	18	M26x1,5	-18	5/8	-10	2.68	68	27	1.14	29
1D043-18-12	18	M26x1,5	-18	3/4	-12	2.68	68	27	1.14	29
1D043-22-12	22	M30x2	-22	3/4	-12	2.72	69	30	1.22	31
1D043-28-16	28	M36x2	-28	1	-16	3.11	79	36	1.30	33

**11D43 Male Standpipe Metric L
Rigid - Straight - ISO 8434-1**

Note: Mates with EO "L" Series Fittings.

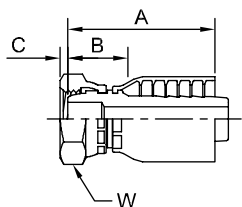


#	R		Hose		A		D		B	
	mm		inch		inch	mm	inch	mm	inch	mm
11D43-6-4	6	-6	1/4	-4	2.03	52	0.87	22	1.28	33
11D43-8-4	8	-8	1/4	-4	2.03	52	0.87	22	1.28	33
11D43-10-5	10	-10	5/16	-5	2.36	60	0.91	23	1.45	37
11D43-10-6	10	-10	3/8	-6	2.28	58	0.91	23	1.14	29
11D43-12-6	12	-12	3/8	-6	2.36	60	0.91	23	1.36	35
11D43-15-8	15	-15	1/2	-8	2.56	65	0.98	25	1.22	31
11D43-18-10	18	-18	5/8	-10	2.99	76	1.02	26	1.48	38
11D43-18-12	18	-18	3/4	-12	2.80	71	1.02	26	1.22	31
11D43-22-12	22	-22	3/4	-12	2.87	73	1.10	28	1.26	32
11D43-28-16	28	-28	1	-16	3.31	84	1.18	30	1.46	37

**1C343 Female Metric L - Swivel
Straight (Ball Nose) - ISO 8434-1**

Note: When measuring overall length to the end of the nut, B + C must be used to calculate cut-off allowance.

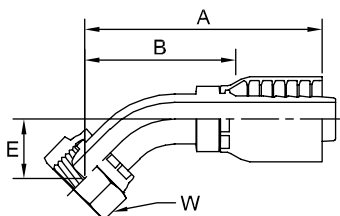
Note: Mates with EO "L" Series Fittings.



#	Thread		Hose		A		C		W	B		
	mm		inch		inch	mm	inch	mm	mm	inch	mm	
1C343-6-4	6	M12x1,5	-6	1/4	-4	1.75	44	0.09	2	14	1.16	29
1C343-8-4	8	M14x1,5	-8	1/4	-4	1.77	45	0.11	3	17	1.16	29
1C343-10-5	10	M16x1,5	-10	5/16	-5	2.01	51	0.06	2	19	1.20	30
1C343-10-6	10	M16x1,5	-10	3/8	-6	2.06	52	0.06	2	19	1.10	28
1C343-12-5	12	M18x1,5	-12	5/16	-5	1.87	47	0.10	3	22	0.70	18
1C343-12-6	12	M18x1,5	-12	3/8	-6	2.23	57	0.10	3	22	1.18	30
1C343-15-8	15	M22x1,5	-15	1/2	-8	2.42	61	0.17	4	27	1.29	33
1C343-18-10	18	M26x1,5	-18	5/8	-10	2.65	67	0.10	3	32	1.23	31
1C343-18-12	18	M26x1,5	-18	3/4	-12	2.80	71	0.10	3	32	1.37	35
1C343-22-12	22	M30x2	-22	3/4	-12	2.87	73	0.18	5	36	1.42	36
1C343-28-16	28	M36x2	-28	1	-16	3.35	85	0.22	6	46	1.76	45

**1C443 Female Metric L - Swivel
45° Elbow (Ball Nose) - ISO 8434-1**

Note: Mates with EO "L" Series Fittings.



#	Thread		Hose		A		E		W	B		
	mm		inch		inch	mm	inch	mm	mm	inch	mm	
1C443-8-4	8	M14x1,5	-8	1/4	-4	2.40	61	0.59	15	17	1.50	38
1C443-10-5	10	M16x1,5	-10	5/16	-5	2.60	66	0.67	17	19	1.61	41
1C443-10-6	10	M16x1,5	-10	3/8	-6	2.76	70	0.67	17	19	1.61	41
1C443-12-6	12	M18x1,5	-12	3/8	-6	2.76	70	0.67	17	22	1.61	41
1C443-15-8	15	M22x1,5	-15	1/2	-8	3.35	85	0.79	20	27	1.97	50
1C443-18-10	18	M26x1,5	-18	5/8	-10	4.09	104	1.14	29	32	2.52	64
1C443-22-12	22	M30x2	-22	3/4	-12	3.78	96	0.91	23	36	2.20	56
1C443-28-16	28	M36x2	-28	1	-16	4.53	115	1.10	28	46	2.81	71

Hose
A

Fittings
43 Series
B

Parkrimp
Crimping
Equipment
C

Hose
Assembly
Equipment
D

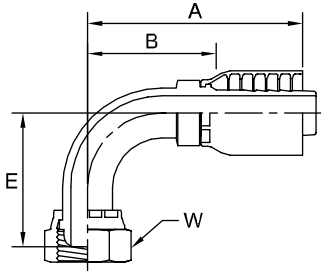
Adapters
E

Accessories
F

Appendices
G

**1C543 Female Metric L - Swivel
90° Elbow (Ball Nose) - ISO 8434-1**

Note: Mates with EO "L" Series Fittings.

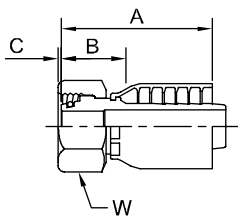


#	Thread			Hose		A		E		W	B	
	mm			inch		inch	mm	inch	mm	mm	inch	mm
	Part Number											
1C543-6-4	6	M12x1,5	-6	1/4	-4	1.89	48	1.19	29	14	0.98	25
1C543-8-4	8	M14x1,5	-8	1/4	-4	2.05	52	1.10	28	17	1.18	30
1C543-10-5	10	M16x1,5	-10	5/16	-5	2.20	56	1.18	30	19	1.22	31
1C543-10-6	10	M16x1,5	-10	3/8	-6	2.40	61	1.18	30	19	1.40	36
1C543-12-6	12	M18x1,5	-12	3/8	-6	2.40	61	1.22	31	22	1.40	36
1C543-15-8	15	M22x1,5	-15	1/2	-8	2.95	75	1.57	40	27	1.57	40
1C543-18-10	18	M26x1,5	-18	5/8	-10	3.58	91	2.36	60	32	2.05	52
1C543-22-12	22	M30x2	-22	3/4	-12	3.58	91	1.97	50	36	2.00	51
1C543-28-16	28	M36x2	-28	1	-16	4.33	110	2.48	63	46	2.56	65

**1CA43 Female Metric L - Swivel
Straight (24° Cone with O-Ring)
ISO 12151-2 - SWS**

Note: When measuring overall length to the end of the nut, B + C must be used to calculate cut-off allowance.

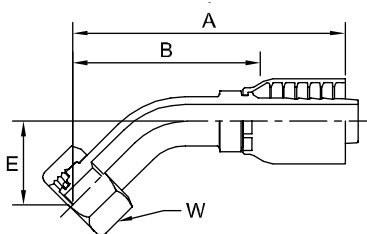
Note: Mates with EO "L" Series Fittings.



#	Thread			Hose		A		C		W	B	
	mm			inch		inch	mm	inch	mm	mm	inch	mm
	Part Number											
1CA43-6-4	6	M12x1,5	-6	1/4	-4	1.81	46	-0.02	-1	14	1.06	27
1CA43-8-4	8	M14x1,5	-8	1/4	-4	1.68	43	-0.01	0	19	0.88	22
1CA43-10-5	10	M16x1,5	-10	5/16	-5	1.73	44	0.04	1	19	0.82	21
1CA43-12-6	12	M18x1,5	-12	3/8	-6	2.17	55	0.03	1	22	1.02	26
1CA43-15-8	15	M22x1,5	-15	1/2	-8	2.52	64	0.07	2	27	1.14	29
1CA43-18-10	18	M26x1,5	-18	5/8	-10	3.02	77	0.02	1	32	1.61	41
1CA43-18-12	18	M26x1,5	-18	3/4	-12	2.56	65	0.02	1	32	1.11	28
1CA43-22-12	22	M30x2	-22	3/4	-12	2.83	72	0.13	3	36	1.30	33
1CA43-28-16	28	M36x2	-28	1	-16	3.35	85	0.14	4	46	1.57	40
1CA43-35-20	35	M45x2	-35	1-1/4	-20	3.28	83	0.00	0	50	1.55	39

**1CE43 Female Metric L - Swivel
45° Elbow (24° Cone with O-Ring)
ISO 12151-2 - SWE45**

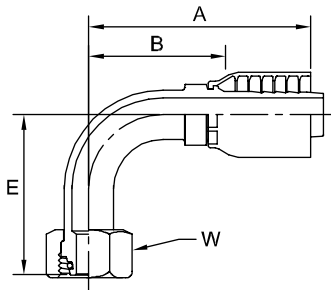
Note: Mates with EO "L" Series Fittings.



#	Thread			Hose		A		E		W	B	
	mm			inch		inch	mm	inch	mm	mm	inch	mm
	Part Number											
1CE43-10-6	10	M16x1,5	-10	3/8	-6	3.43	87	0.73	19	19	2.44	62
1CE43-12-6	12	M18x1,5	-12	3/8	-6	2.87	73	0.87	22	22	1.73	44
1CE43-15-8	15	M22x1,5	-15	1/2	-8	3.39	86	0.87	22	27	2.00	51
1CE43-22-12	22	M30x2	-22	3/4	-12	3.82	97	0.98	25	36	2.28	58

**1CF43 Female Metric L - Swivel
90° Elbow (24° Cone with O-Ring)
ISO 12151-2 - SWE**

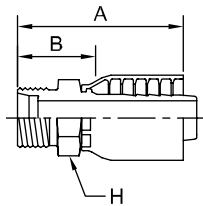
Note: Mates with EO "L" Series Fittings.



#	Thread			Hose		A		E		W	B	
	Part Number	mm		inch		inch	mm	inch	mm	mm	inch	mm
1CF43-10-5	10	M16x1,5	-10	5/16	-5	2.30	58	1.16	29	19	1.46	37
1CF43-10-6	10	M16x1,5	-10	3/8	-6	2.56	65	1.38	35	19	1.58	40
1CF43-12-6	12	M18x1,5	-12	3/8	-6	2.40	61	1.22	31	22	1.40	36
1CF43-15-8	15	M22x1,5	-15	1/2	-8	2.95	75	1.65	42	27	1.57	40
1CF43-18-10	18	M26x1,5	-18	5/8	-10	3.17	81	1.77	45	32	1.71	43
1CF43-22-12	22	M30x2	-22	3/4	-12	3.54	90	2.09	53	36	2.00	51
1CF43-35-20	35	M45x2	-35	1-1/4	-20	4.72	120	3.11	79	50	2.87	73

**1D243 Male Metric S - Rigid
Straight (24° Cone) - ISO 8434-1**

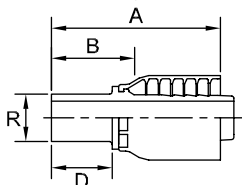
Note: Mates with EO "S" Series Fittings.



#	Thread			Hose		A		H	B	
	Part Number	mm		inch		inch	mm	mm	inch	mm
1D243-8-4	8	M16x1,5	-8	1/4	-4	1.73	44	17	0.87	22
1D243-10-4	10	M18x1,5	-10	1/4	-4	1.73	44	19	0.87	22
1D243-12-5	12	M20x1,5	-12	5/16	-5	2.20	56	22	1.29	33
1D243-12-6	12	M20x1,5	-12	3/8	-6	2.09	53	22	0.94	24
1D243-14-6	14	M22x1,5	-14	3/8	-6	2.17	55	22	0.98	25
1D243-16-8	16	M24x1,5	-16	1/2	-8	2.36	60	24	1.17	30
1D243-20-10	20	M30x2	-20	5/8	-10	2.95	75	30	1.44	37
1D243-25-12	25	M36x2	-25	3/4	-12	2.87	73	36	1.30	33
1D243-30-16	30	M42x2	-30	1	-16	3.39	86	46	1.54	39

**13D43 Male Standpipe Metric S
Rigid - Straight - ISO 8434-1**

^^^ Light Series 11D43-6-4, 11D43-8-4 AND 11D43-12-6 are used in place of their Heavy Series equivalent size and accept the EO Heavy "S" Series ferrules and nuts.



#	R		Hose		A		D		B	
	Part Number	mm	inch		inch	mm	inch	mm	inch	mm
11D43-6-4 ^{^^^}	6	-6	1/4	-4	2.03	52	0.87	22	1.28	33
11D43-8-4 ^{^^^}	8	-8	1/4	-4	2.03	52	0.87	22	1.28	33
13D43-10-4	10	-10	1/4	-4	2.13	54	1.02	26	1.26	32
13D43-12-5	12	-12	5/16	-5	2.52	64	1.02	26	1.61	41
11D43-12-6 ^{^^^}	12	-12	3/8	-6	2.36	60	0.91	23	1.36	35
13D43-14-6	14	-14	3/8	-6	2.52	64	1.14	29	1.38	35
13D43-16-8	16	-16	1/2	-8	2.68	68	1.18	30	1.42	36
13D43-20-10	20	-20	5/8	-10	3.39	86	1.42	36	1.88	48
13D43-20-12	20	-20	3/4	-12	3.19	81	1.42	36	1.57	40
13D43-25-12	25	-25	3/4	-12	3.35	85	1.57	40	1.73	44
13D43-30-16	30	-30	1	-16	3.82	97	1.73	44	2.01	51

Hose
A

Fittings
43 Series
B

Parkrimp
Crimping
Equipment
C

Hose
Assembly
Equipment
D

Adapters
E

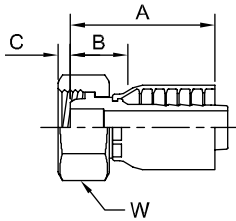
Accessories
F

Appendices
G

**1C643 Female Metric S - Swivel
Straight (Ball Nose) - ISO 8434-1**

Note: When measuring overall length to the end of the nut, B + C must be used to calculate cut-off allowance.

Note: Mates with EO "S" Series Fittings.

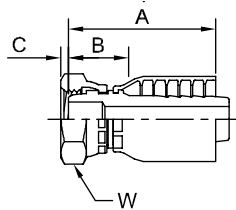


#	Thread			Hose		A		C		W	B	
	Part Number	mm		inch		inch	mm	inch	mm	mm	inch	mm
1C643-8-4	8	M16x1,5	-8	1/4	-4	1.57	40	0.15	4	19	1.20	30
1C643-10-4	10	M18x1,5	-10	1/4	-4	1.63	41	0.10	3	22	1.20	30
1C643-12-5	12	M20x1,5	-12	5/16	-5	1.87	47	0.08	2	24	1.20	30
1C643-12-6	12	M20x1,5	-12	3/8	-6	1.76	45	0.08	2	24	1.32	34
1C643-12-8	12	M20x1,5	12	1/2	-8	2.18	55	0.08	2	24	1.30	33
1C643-14-6	14	M22x1,5	-14	3/8	-6	1.94	49	0.17	4	27	1.32	34
1C643-16-8	16	M24x1,5	-16	1/2	-8	2.13	54	0.19	5	30	1.39	35
1C643-20-10	20	M30x2	-20	5/8	-10	2.38	60	0.21	5	36	1.39	35
1C643-20-12	20	M30x2	-20	3/4	-12	2.46	62	0.21	5	40	1.47	37
1C643-25-12	25	M36x2	-25	3/4	-12	2.48	63	0.28	7	46	1.56	40
1C643-30-16	30	M42x2	-30	1	-16	2.89	73	0.37	9	50	1.95	50

**1C043 Female Metric - Swivel
Straight (Ball Nose)**

Note: Mates with DIN 7631 60° Cone.

Note: When measuring overall length to the end of the nut, B + C must be used to calculate cut-off allowance.



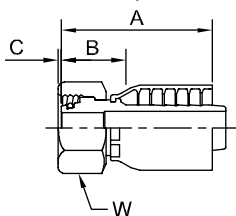
#	Thread			Hose		A		C		W	B	
	Part Number	mm		inch		inch	mm	inch	mm	inch	inch	mm
1C043-20-12	20	M30x1,5	-20	3/4	-12	2.48	63	0.21	5	1.42	0.94	24
1C043-25-16	25	M38x1,5	-25	1	-16	2.99	76	0.28	7	1.81	1.14	29

**1C943 Female Metric S - Swivel
Straight (24° Cone with O-Ring)
ISO 12151-2 - SWS**

Note: When measuring overall length to the end of the nut, B + C must be used to calculate cut-off allowance.

Note: Mates with EO "S" Series Fittings.

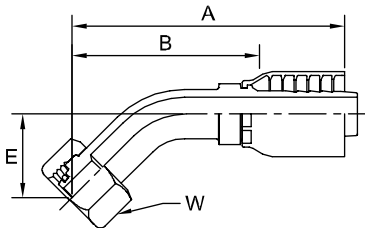
^ Must be assembled with Die Part number 83C-A20H.



#	Thread			Hose		A		C		W	B	
	Part Number	mm		inch		inch	mm	inch	mm	mm	inch	mm
1C943-8-4	8	M16x1,5	-8	1/4	-4	1.64	42	0.01	0	19	1.18	30
1C943-10-4	10	M18x1,5	-10	1/4	-4	1.64	42	0.01	0	22	1.18	30
1C943-10-6	10	M18x1,5	-10	3/8	-6	1.97	50	0.01	0	22	0.83	21
1C943-12-5	12	M20x1,5	-12	5/16	-5	1.80	46	0.03	1	24	0.99	25
1C943-12-6	12	M20x1,5	-12	3/8	-6	1.99	51	0.03	1	24	1.04	26
1C943-14-6	14	M22x1,5	-14	3/8	-6	2.05	52	0.03	1	27	1.17	30
1C943-16-8	16	M24x1,5	-16	1/2	-8	2.33	59	0.09	2	30	1.15	29
1C943-20-10	20	M30x2	-20	5/8	-10	2.59	66	0.05	1	36	1.22	31
1C943-20-12	20	M30x2	-20	3/4	-12	2.59	66	0.05	1	36	1.22	31
1C943-25-12	25	M36x2	-25	3/4	-12	2.67	68	0.10	3	46	1.24	31
1C943-25-16	25	M36x2	-25	1	-16	3.07	78	0.10	3	46	1.30	33
1C943-30-16	30	M42x2	-30	1	-16	3.19	81	0.19	5	50	1.60	41
1C943-38-20^	38	M52x2	-38	1-1/4	-20	3.35	85	0.23	6	60	1.70	43

**10C43 Female Metric S - Swivel
45° Elbow (24° Cone with O-Ring)
ISO 12151-2 - SWE45**

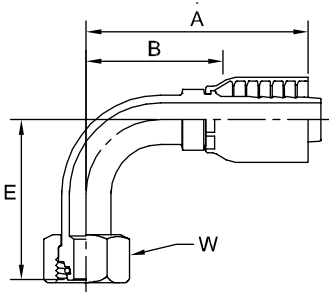
Note: Mates with EO "S" Series Fittings.
^ Must be assembled with die part number 83C-A20H.



#	Thread		Hose		A		E		W	B		
	mm		inch		inch	mm	inch	mm	mm	inch	mm	
10C43-12-6	12	M20x1,5	-12	3/8	-6	3.28	83	0.87	22	24	2.28	58
10C43-16-8	16	M24x1,5	-16	1/2	-8	3.96	101	0.96	24	30	2.71	69
10C43-20-10	20	M30x2	-20	5/8	-10	4.78	121	1.12	28	36	3.37	86
10C43-25-12	25	M36x2	-25	3/4	-12	3.97	101	1.06	27	46	2.40	61
10C43-30-16	30	M42x2	-30	1	-16	4.65	118	1.22	31	50	2.87	73
10C43-38-20^	38	M52x2	-38	1-1/4	-20	4.96	126	1.30	33	60	1.89	48

**11C43 Female Metric S - Swivel
90° Elbow (24° Cone with O-Ring)
ISO 12151-2 - SWE**

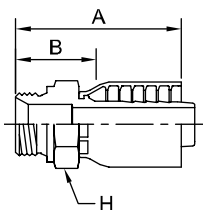
Note: Mates with EO "S" Series Fittings.
^ Must be assembled with die part number 83C-A20H.



#	Thread		Hose		A		E		W	B		
	mm		inch		inch	mm	inch	mm	mm	inch	mm	
11C43-8-4	8	M16x1,5	-8	1/4	-4	1.83	46	1.26	32	19	1.41	36
11C43-10-4	10	M18x1,5	-10	1/4	-4	2.45	62	1.34	34	22	1.71	43
11C43-12-5	12	M20x1,5	-12	5/16	-5	2.30	58	1.22	31	24	1.51	38
11C43-12-6	12	M20x1,5	-12	3/8	-6	2.36	60	1.48	38	24	1.36	35
11C43-14-6	14	M22x1,5	-14	3/8	-6	2.35	60	1.48	38	27	1.35	34
11C43-16-8	16	M24x1,5	-16	1/2	-8	2.94	75	1.75	44	30	1.69	43
11C43-20-10	20	M30x2	-20	5/8	-10	3.45	88	2.17	55	36	2.04	52
11C43-25-12	25	M36x2	-25	3/4	-12	3.74	95	2.17	55	46	2.22	56
11C43-30-16	30	M42x2	-30	1	-16	4.45	113	2.64	67	50	2.64	67
11C43-38-20^	38	M52x2	-38	1-1/4	-20	5.67	144	2.87	73	60	2.99	76

**1D943 Male BSP Parallel Pipe - Rigid
Straight (60° Cone) - ISO 228-1**

Note: When used in a port, a bonded seal must be used.
See Section F.

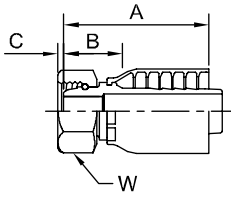


#	Thread		Hose		A		H	B	
	inch		inch		inch	mm	mm	inch	mm
1D943-4-4	1/4x19	-4	1/4	-4	1.77	45	19	0.91	23
1D943-6-5	3/8x19	-6	5/16	-5	2.13	54	22	1.22	31
1D943-6-6	3/8x19	-6	3/8	-6	2.13	54	22	1.22	31
1D943-8-8	1/2x14	-8	1/2	-8	2.44	62	27	1.10	28
1D943-12-12	3/4x14	-12	3/4	-12	2.76	70	32	1.18	30
1D943-16-16	1x11	-16	1	-16	3.23	82	41	1.38	35

Hose
A
 Fittings
 43 Series
B
 Parkrimp
 Crimping
 Equipment
C
 Hose
 Assembly
 Equipment
D
 Adapters
E
 Accessories
F
 Appendices
G

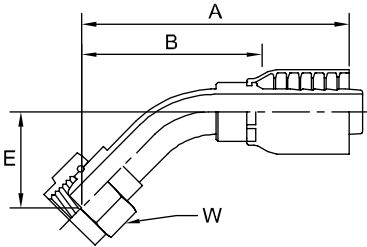
**19243 Female BSP Parallel Pipe
Swivel - Straight (60° Cone)
ISO 228-1**

Note: When measuring overall length to the end of the nut, B + C must be used to calculate cut-off allowance.



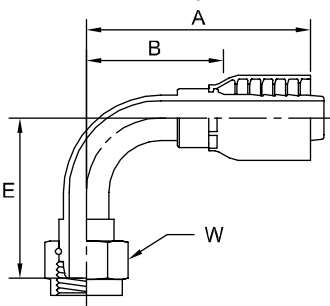
#	Thread		Hose		A		C		W	B	
	inch		inch		inch	mm	inch	mm	mm	inch	mm
19243-4-4	1/4x19	-4	1/4	-4	1.95	50	0.22	6	19	1.20	30
19243-6-6	3/8x19	-6	3/8	-6	2.35	60	0.26	7	22	1.32	34
19243-8-8	1/2x14	-8	1/2	-8	2.72	69	0.28	7	27	1.46	37
19243-10-8	5/8x14	-10	1/2	-8	2.80	71	0.37	9	30	1.54	39
19243-10-10	5/8x14	-10	5/8	-10	2.99	76	0.37	9	30	1.55	39
19243-12-10	3/4x14	-12	5/8	-10	3.11	79	0.35	9	36	1.67	42
19243-12-12	3/4x14	-12	3/4	-12	3.19	81	0.35	9	36	1.75	44
19243-16-16	1x11	-16	1	-16	3.67	93	0.44	11	41	2.05	52

**1B143 Female BSP Parallel Pipe
Swivel - 45° Elbow (60° Cone)
ISO 228-1**



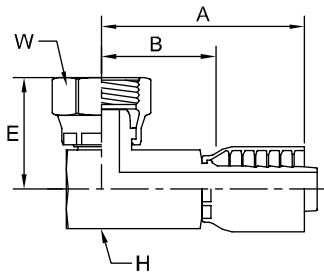
#	Thread		Hose		A		E		W	B	
	inch		inch		inch	mm	inch	mm	mm	inch	mm
1B143-4-4	1/4x19	-4	1/4	-4	2.44	62	0.63	16	19	1.54	39
1B143-6-6	3/8x19	-6	3/8	-6	3.25	83	0.79	20	22	2.25	57
1B143-8-8	1/2x14	-8	1/2	-8	3.35	85	0.79	20	27	1.97	50
1B143-10-10	5/8x14	-10	5/8	-10	4.03	102	0.85	22	30	2.62	67
1B143-12-10	3/4x14	-12	5/8	-10	4.09	104	1.14	29	32	2.52	64
1B143-12-12	3/4x14	-12	3/4	-12	4.02	102	1.14	29	32	2.44	62
1B143-16-16	1x11	-16	1	-16	4.53	115	1.14	29	41	2.76	70

**1B243 Female BSP Parallel Pipe
Swivel - 90° Elbow (60° Cone)
ISO 228-1**



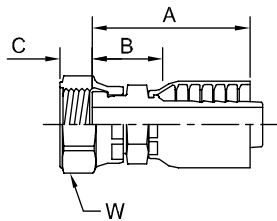
#	Thread		Hose		A		E		W	B	
	inch		inch		inch	mm	inch	mm	mm	inch	mm
1B243-4-4	1/4x19	-4	1/4	-4	1.83	46	1.12	28	19	1.08	27
1B243-6-6	3/8x19	-6	3/8	-6	2.32	59	1.46	37	22	1.32	34
1B243-8-8	1/2x14	-8	1/2	-8	2.95	75	1.57	40	27	1.57	40
1B243-10-8	5/8x14	-10	1/2	-8	2.91	74	1.57	40	30	1.54	39
1B243-10-10	5/8x14	-10	5/8	-10	3.13	80	1.57	40	30	1.72	44
1B243-12-10	3/4x14	-12	5/8	-10	3.62	92	2.32	59	32	2.05	52
1B243-12-12	3/4x14	-12	3/4	-12	3.58	91	2.32	59	32	2.00	51
1B243-16-16	1x11	-16	1	-16	4.33	110	2.48	63	41	2.56	65
1B243-20-20	1-1/4x11	-20	1-1/4	-20	4.72	120	2.99	76	50	2.87	73

1B443 Female BSP Parallel Pipe Swivel - 90° Elbow - Block Type (60° Cone) - ISO 228-1



#	Thread			Hose		A		E		H	W	B	
	inch			inch		inch	mm	inch	mm	mm	mm	inch	mm
1B443-4-4	1/4	1/4x19	-4	1/4	-4	2.40	61	1.14	29	17	19	1.40	36
1B443-6-6	3/8	3/8x19	-6	3/8	-6	2.76	70	1.02	26	19	22	1.42	36
1B443-8-8	1/2	1/2x14	-8	1/2	-8	3.19	81	1.02	26	22	27	1.57	40
1B443-12-12	3/4	3/4x14	-12	3/4	-12	3.30	84	1.30	33	23	32	0.98	25

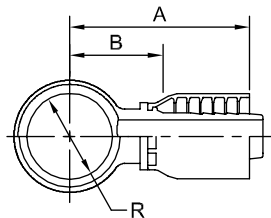
1B543 Female BSP Parallel Pipe Swivel - Straight (Flat Seat) ISO 228-1



Note: When measuring overall length to the end of the nut, B + C must be used to calculate cut-off allowance.

#	Thread			Hose		A		C		W	B	
	inch			inch		inch	mm	inch	mm	mm	inch	mm
1B543-6-6	3/8x19	-6	3/8	-6	1.93	49	0.35	9	22	0.79	20	
1B543-8-6	1/2x14	-8	3/8	-6	1.89	48	0.43	11	27	0.75	19	
1B543-8-8	1/2x14	-8	1/2	-8	2.28	58	0.43	11	27	0.94	24	
1B543-12-12	3/4x14	-12	3/4	-12	2.28	58	0.33	8	32	0.94	24	

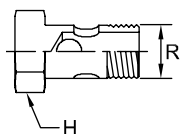
14943 DIN Metric Banjo - Straight



#	R		Hose		A		B	
	mm	mm	inch	inch	inch	mm	inch	mm
14943-12-4	12	-12	1/4	-4	1.85	47	0.98	25
14943-14-5	14	-14	5/16	-5	2.01	51	1.06	27
14943-16-6	16	-16	3/8	-6	2.28	58	1.14	29
14943-18-8	18	-18	1/2	-8	2.6	66	1.22	31
14943-22-10	22	-22	5/8	-10	2.91	74	1.38	35
14943-26-12	26	-26	3/4	-12	3.07	78	1.54	39

AM Banjo Bolt w/ DIN Metric Thread

Note: Two (2) copper washers per bolt must be ordered separately.



#	R Thread		H	Copper Washer
	mm	mm	mm	2
AM-03	8	M8x1	12	853009-8
AM-04	10	M10x1	14	853009-10
AM-06	12	M12x1.5	17	853009-12
AM-08	14	M14x1.5	19	853009-14
AM-10	16	M16x1.5	22	853009-16
AM-13	18	M18x1.5	24	853009-18
AM-16	22	M22x1.5	27	853009-22
AM-20	26	M26x1.5	32	853009-26
AM-30	30	M30x1.5	36	853009-30

Hose
A

Fittings
43 Series
B

Parkrimp
Crimping
Equipment
C

Hose
Assembly
Equipment
D

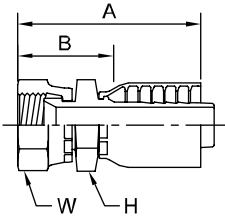
Adapters
E

Accessories
F

Appendices
G

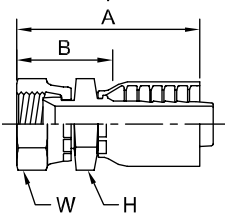
1MU43 Female Metric - Swivel Straight (30° Flare)

Note: Japanese Fittings - Female Swivel 30° Flare with Metric Threads. Some Japanese equipment use 30° flare fittings with metric threads. The combination of the 1MU43 and 1MU71 fittings in sizes up to -8 and the 1XU43 and 1XU71 in sizes -10 and larger, all 30° flared fitting size requirements are available.



#	Thread		Hose		A		H	W	B	
	mm		inch		inch	mm	mm	mm	inch	mm
	Part Number									
1MU43-4-4	M14x1.5	-4	1/4	-4	2.07	53	19	19	1.32	34
1MU43-6-4	M18x1.5	-6	1/4	-4	2.18	55	24	24	1.43	36
1MU43-6-6	M18x1.5	-6	3/8	-6	2.45	62	24	24	1.42	36
1MU43-8-8	M22x1.5	-8	1/2	-8	2.84	72	27	27	1.58	40

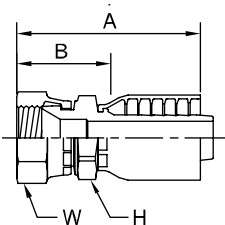
1FU43 Female BSP Parallel Pipe Swivel - Straight (30° Flare) ISO 228-1



#	Thread		Hose		A		H	W	B	
	inch		inch		inch	mm	mm	mm	inch	mm
	Part Number									
1FU43-4-4	1/4x19	-4	1/4	-4	1.90	48	19	19	1.15	29
1FU43-6-6	3/8x19	-6	3/8	-6	2.32	59	22	22	1.29	33
1FU43-8-8	1/2x14	-8	1/2	-8	2.66	68	27	27	1.40	36
1FU43-12-12	3/4x14	-12	3/4	-12	3.06	78	36	36	1.62	41
1FU43-16-16	1x11	-16	1	-16	3.53	90	41	41	1.91	49
1FU43-20-20	1-1/4x11	-20	1-1/4	-20	3.87	98	50	50	2.18	55

1XU43 Female Metric - Swivel Straight (30° Flare)

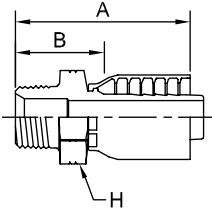
Note: Japanese Fittings - Female Swivel 30° Flare with Metric Threads. Some Japanese equipment use 30° flare fittings with metric threads. The combination of the 1MU43 and 1MU71 fittings in sizes up to -8 and the 1XU43 and 1XU71 in sizes -10 and larger, all 30° flared fitting size requirements are available.



#	Thread		Hose		A		H	W	B		
	mm		inch		inch	mm	mm	mm	inch	mm	
	Part Number										
1XU43-10-10	5/8	M24x1.5	-10	5/8	-10	3.25	83	30	32	1.81	46
1XU43-12-12	3/4	M30x1.5	-12	3/4	-12	3.40	86	32	36	1.96	50
1XU43-16-16	1	M33x1.5	-16	1	-16	4.03	102	36	41	2.41	61
1XU43-20-20	1-1/4	M36x1.5	-20	1-1/4	-20	4.19	106	46	46	2.50	64
1XU43-24-24	1-1/2	M42x1.5	-24	1-1/2	-24	4.12	105	50	55	2.75	70

**1UT43 Male BSP Taper Pipe - Rigid
Straight (60° Cone)**

Hose
A

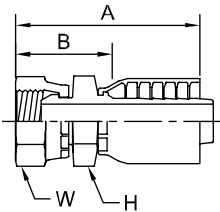


#	Thread		Hose		A		H	B	
	inch		inch		inch	mm	mm	inch	mm
	Part Number								
1UT43-4-4	1/4x19	-4	1/4	-4	1.92	49	19	1.17	30
1UT43-6-6	3/8x19	-6	3/8	-6	2.25	57	22	1.22	31
1UT43-8-8	1/2x14	-8	1/2	-8	2.68	68	27	1.42	36
1UT43-12-12	3/4x14	-12	3/4	-12	2.96	75	36	1.53	39
1UT43-16-16	1x11	-16	1	-16	3.48	88	41	1.86	47
1UT43-20-20	1-1/4x11	-20	1-1/4	-20	3.75	95	50	2.10	53

Fittings
43 Series
B

**1GU43 Female BSP Parallel Pipe
Swivel - Straight (60° Cone)
ISO 228-1**

Parkrimp
Crimping
Equipment
C



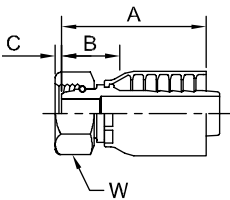
#	Thread		Hose		A		H	W	B	
	inch		inch		inch	mm	mm	mm	inch	mm
	Part Number									
1GU43-4-4	1/4x19	-4	1/4	-4	2.08	53	19	19	1.33	34
1GU43-6-6	3/8x19	-6	3/8	-6	2.45	62	22	22	1.42	36
1GU43-8-8	1/2x14	-8	1/2	-8	2.81	71	27	27	1.56	40
1GU43-12-12	3/4x14	-12	3/4	-12	3.24	82	36	36	1.81	46
1GU43-16-16	1x11	-16	1	-16	3.74	95	41	41	2.12	54
1GU43-20-20	1-1/4x11	-20	1-1/4	-20	4.07	103	50	50	2.38	60

Hose
Assembly
Equipment
D

**1F443 Female French Gaz Series
Swivel - Straight (Ball Nose)**

Note: When measuring overall length to the end of the nut, B + C must be used to calculate cut-off allowance.

Adapters
E



#	Thread		Hose		A		C		W	B		
	mm		inch		inch	mm	inch	mm	mm	inch	mm	
	Part Number											
1F443-27-12	27	M36x1,5	-27	3/4	-12	3	76	0.14	4	55	1.14	29

Accessories
F

Appendices
G

